



Color Variants

VL040715
Stainless steel control panel
Width 3 3/8" (8.5 cm)

Optional accessories

AD724042
Connection piece for round duct ø 6"
AS070001
Connection piece for extension in the case of installation next to VK or VF.
LS041001
Air baffle for VL 040/041 next to gas appliance.
VV200014
Stainless steel connection strip for combination with further Vario cooktops

Required installation accessories

AD724041
Round duct connection additional adapter for VL414/VL040/VL041 on the side
Metal zinc plated

Installation Accessories

AS070001
Connection piece for extension in the case of installation next to VK or VF.
Metal zinc plated
LS041001
Air baffle for VL 040/041 next to gas appliance.
Stainless steel
VV200014
Stainless steel connection strip for combination with further Vario cooktops

VL040715

Vario 200 series downdraft ventilation
Stainless steel control panel
Width 3 3/8" (8.5 cm)
Expansion element
Air extraction with remote blower AR 400 741

Ventilation element integrated in the countertop, extractable.
Highly efficient ventilation system at cooktop level
Minimal planning and easy installation for air recirculation

Output

Maximum air output in combination with AR inline blower/ remote blower or recirculation kit. For CFM info, refer to the Models & Dimensions full-line catalog.
Noise level depends on the built-in situation.

Features

Ventilation grill can be removed and washed.
Stainless steel filter with grease collecting tray, dishwasher-safe.
No duct connection piece included.

Planning notes

Only in combination with VL 041 715. Please refer to the models and dimensions full-line catalog for recommended configurations of downdraft ventilations and remote blowers and the needed ducting elements.
Maximum cooktop width between two VL: 24" (exception: VI/VE 270).
If installed next to gas appliances, the air deflector LS 041 001 is required to prevent a fire hazard caused by saturated grease filter.
When having installed the air deflector LS 041 001 the wok pan WP 400 001 can not be used.
When installing a ventilation hood with air extraction mode and a chimney-vented fireplace, the hood's power supply line needs a suitable safety switch.
Not for installation in the area of drawers.
Please ensure when installing the exhaust air ducting that no sharp bends are caused and that the cross-section of the ducting is not constricted in any way. This can have an impact on the blower performance.
For downdraft configurations with maximum lengths of exhaust air ducts go to Rodun at www.gaggenau.com.
Appliance weight: approx. 2.2 lbs.
Please read additional planning notes in the models and dimensions full line catalog.

Rating

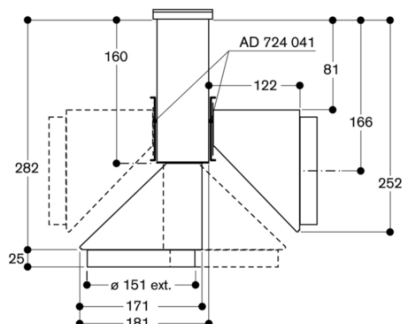
Product Features

Operating Mode
Convertible: Ducted / Recirculating
Number of speed settings
Delay Shut off modes
Silence level (dBA)
Required accessories
Optional accessories
AD724042, AS070001, LS041001, VV200014
Number of lights
Type of lamps used
Total power of the lamps (W)
Grease filter material
Washable aluminium
Grease filter type
Multilayer
Clean filter reminders

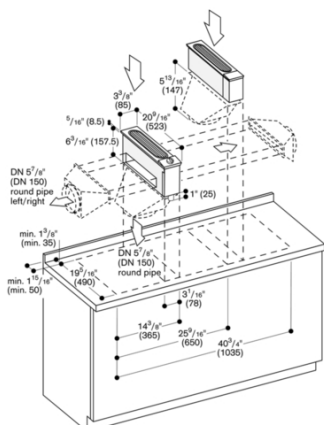
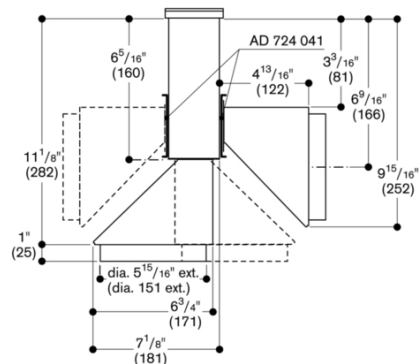
Consumption and connection features

UPC code
825225912248
Material
Stainless steel
Watts (W)
Current (A)
10
Volts (V)
120
Frequency (Hz)
60
Approval certificates
CE
Power Cord Length
Plug type
Overall appliance dimensions (HxWxD) (in)
7 1/16" / 7 1/16" x 3 3/8" x
Product packaging dimensions (HxWxD) (in)
7.28 x 23.03 x 11.61
Height of the chimney (in)
Vertical rise height
Required distance above cooktop/ ranges
Net weight (lbs)
3
Gross weight (lbs)
9
Adjustable feet
Motor location
N/A
Maximum CFM
Diameter of air duct (in) top
Diameter of air duct (in) back
Discharge direction
No-return airflow flap
No
2017-08-30
Page 1

VL 040/041 with AD 724 042/041



VL 040/041 with AD 724 042/041



Round duct pipe connection piece, bottom
DN 5 1/2" (150) with AD 724 042

Round duct pipe connection piece, left/right
DN 5 1/2" (150) with AD 724 042 + AD 724 041

