

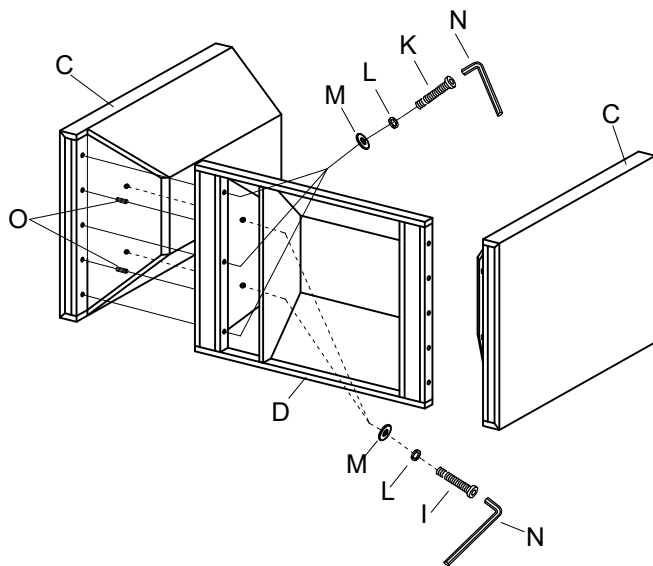
# ASSEMBLY INSTRUCTION

Model: D02DT-T-N / D02-T-BS-N

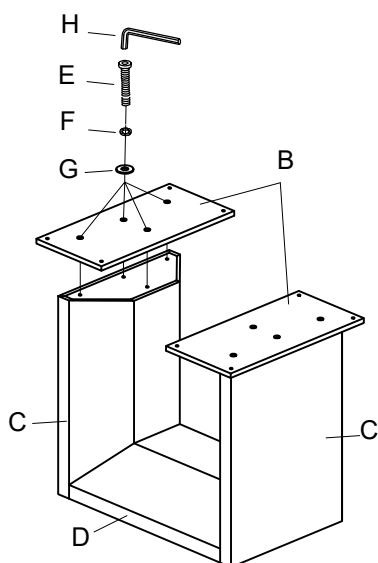
Description: DINING TABLE

Thank you for purchasing this quality product. Be sure to check all packing material carefully for small parts that may have come loose inside the carton during shipment.

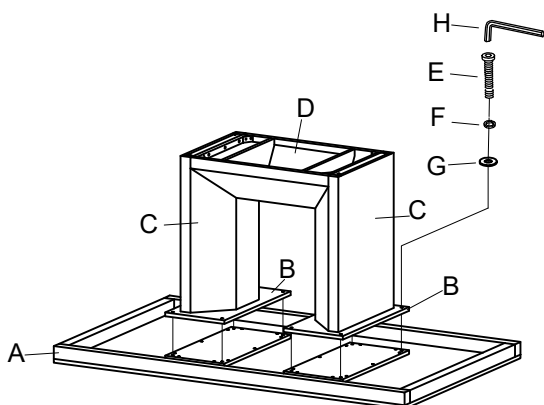
Step 1: Affix the base (D) with table leg (C) by (N),(K),(L),(M) and (N) (I) (L) (M)



Step 2: Affix mounting plate (B) on the table leg (C) by (H),(E),(F),(G)



Step 3: Affix mounting plate (B) with table top (A) by (H),(E),(F),(G)



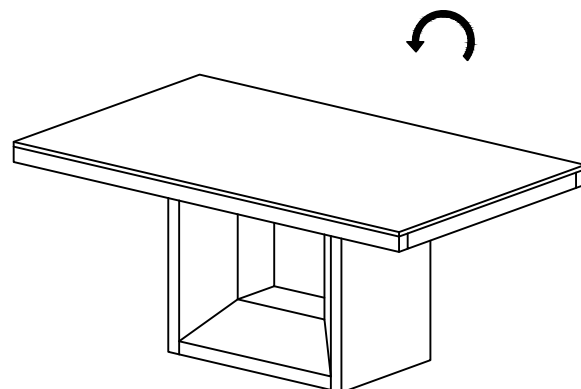
## PARTS

A		Table Top	1pc
B		Mounting Plate	2pcs
C		Table Leg	2pcs
D		Base	1pc

## HARDWARE LIST: Located in carton 1 of 2

E		Ø1/4*1-3/8"	16pcs
F		Ø1/4	16pcs
G		Ø1/4*19mm	16pcs
H		M4	1pcs
I		Ø5/16*1-1/4"	4pcs
K		Ø5/16*2"	6pcs
L		Ø5/16	10pcs
M		Ø5/16*22mm	10pcs
N		M5	1pcs
O		Ø10*30mm	4pcs

Step 4: Completed



Turn up the table top carefully.

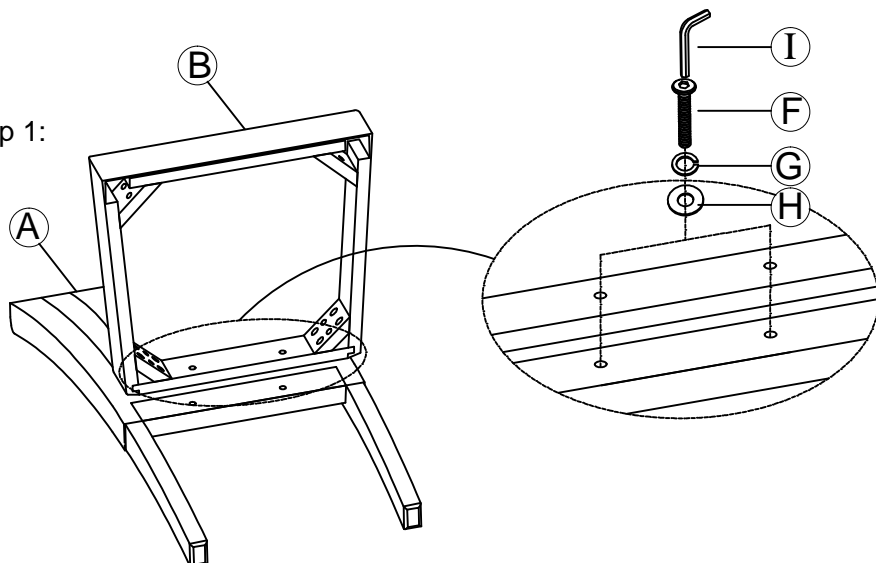
# ASSEMBLY INSTRUCTION

Model : D8685DC

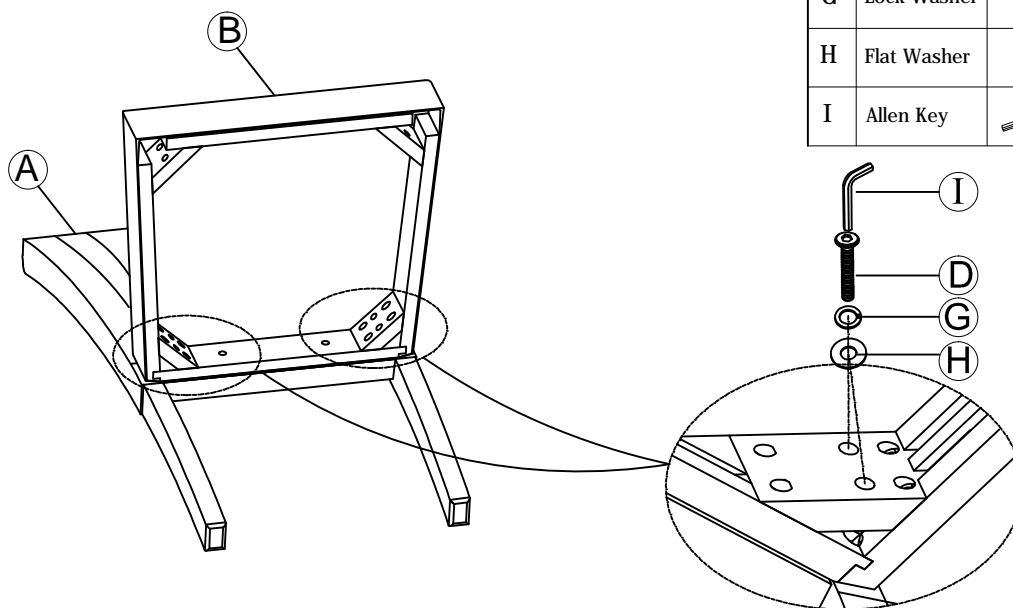
Description : Dining Chair

Thank you for purchasing this quality product. Be sure to check all packing material carefully for small parts that may have come loose inside the carton during shipment.


Step 1:



Step 2:



Step 3:




## PART LIST:

No.	Description	Diagram	Quantity
A	BACK REST		1
B	SEAT		1
C	CONNECTING RODS		2

## HARDWARE LIST:

No.	Description	Diagram	size	Quantity
D	Bolt		Ø5/16" x 3-1/4"	4
E	Bolt		Ø5/16" x 2-3/8"	4
F	Bolt		Ø5/16" x 1-3/4"	2
G	Lock Washer		Ø5/16"	10
H	Flat Washer		Ø5/16"	10
I	Allen Key		M5	1



Made in Viet Nam