








ASSEMBLY INSTRUCTIONS

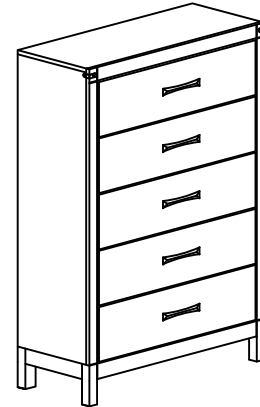
ITEM NO : B3200-4
CHEST

BOX OF CHEST

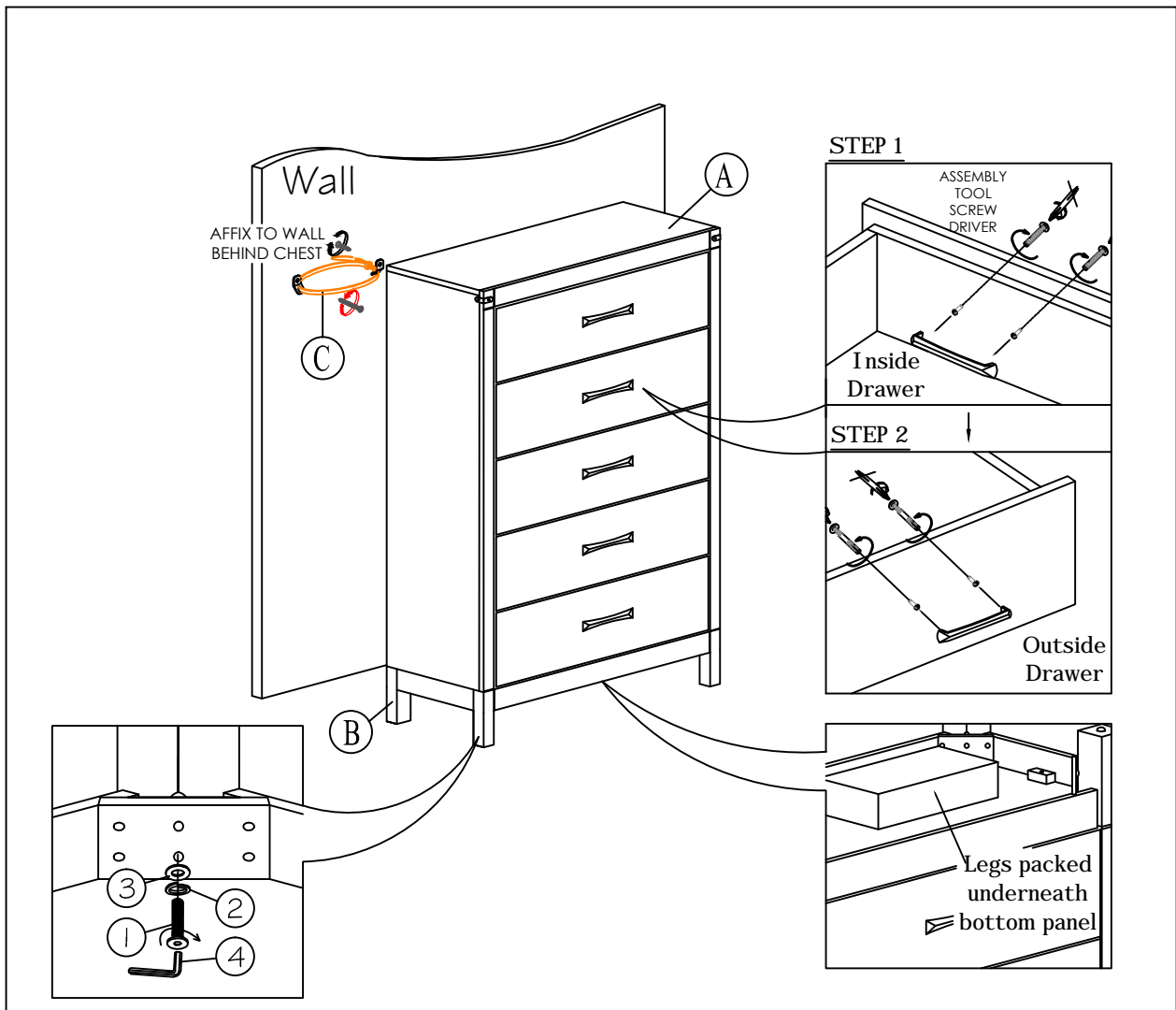
ITEM	DRAWING	DESCRIPTION	QTY
A		CHEST	1
B		LEG (Packed underneath bottom panel)	4
C		TIPPING RESTRAINT (Affix to wall behind chest) * Located in the Chest 1st Drawer	1

BOX OF CHEST HARDWARE LIST

ITEM	DRAWING	DESCRIPTION	QTY
1		JCBC SCREW (M6 x 50mm)	8
2		SPRING WASHER (M6)	8
3		FLAT WASHER (1/4)	8
4		ALLEN KEY (M4)	1



COMPLETED CHEST ASSEMBLY



THE HARDWARE IS LOCATED IN THE PACKING ITEMS
THE ANTI TIPPING HARDWARE IS LOCATED IN THE CHEST 1ST DRAWER

NOTE : MUST TIGHTEN SCREWS PERIODICALLY. WITH USE SCREWS MAY BECOME LOOSE.
CHECK TIGHTNESS OF ALL SCREWS EVERY 6-8 WEEKS.

CLEANING INSTRUCTION

After assembled, clean & polish the completed parts if necessary with soft cloth and industrial recognized furniture polish

MADE IN MALAYSIA