



ITEM#: CR550CS  
CARSON COUNTER STOOL  
19"X15"X24"

Your furniture purchase is an investment. Here are a few tips to maximize the lifetime of your furniture with a minimal amount of effort. Properly caring for your furniture can help ensure that it looks great year after year.

**Wood Furniture Maintenance:**

- Always dust, wipe, and clean with the grain of the wood.
- Dust with a soft cloth. Dust will scratch the furniture surface if not removed properly.
- If a polished surface becomes cloudy, rub it with a cloth dipped in a solution of one tablespoon vinegar to one quart of water. Rub softly with the grain until the surface is completely dry.
- Soap and water are not advisable for wood surfaces. Water can penetrate the finish and raise the grain on wood, causing damage.
- Remember to change dusting cloths frequently as dirty cloths may scratch your furniture's surface.

**The Enemies of Wood:**

- Moisture is wood's worst enemy. Liquid spills should be gently wiped up immediately. Coasters should be used under all beverages.
- Do not allow rubber or vinyl materials to lie on the furniture. Chemicals in rubber may leave a stain. Put a strip of felt or leather under accessories that have rubber or vinyl.
- Heat creates a chemical change in the furniture's finish, which may result in a white spot. Use protective pads under hot dishes, appliances, etc.
- Sunlight's ultraviolet rays can damage the finish of furniture. Do not place furniture directly against a heater or radiator and do not place in the path of hot streams of air from central heating. This will cause extreme localized drying of the wood.

**Marble Top Maintenance:**

The surface of the marble on your table has been polished and sealed to create a generally non-porous surface. The stone has many natural characteristics including veining, hairline cracks, and color variations, which make up the stone's beauty.

To maintain the beauty of your marble:

- Protect surfaces from scratching, staining and etching by:
  - Keeping them free of debris or sharp objects.
  - Wiping up spills immediately
  - Avoiding contact with chemicals (particularly acid-based materials)
- Clean with PH neutral products or those especially formulated for use on stone.
- It is not recommended to use a water-based solvent for dark marble as it will remove the polish from the surface.

**Caring for the Fabric on Upholstered Furniture:**

- Frequent vacuuming of the entire upholstered area will prevent dust from settling into the fibers.
- Professional cleaning is always recommended for all upholstered pieces.
- Do not use cleaning products containing brightening agents.

**VERY IMPORTANT!!**


**NEVER**  
USE GLASS CLEANERS  
ON FINISHED SURFACES.  
AMMONIA WILL  
CHEMICALLY ATTACK  
THE FINISH.



**PREVENT  
MARKING**



**PREVENT  
FADING**



**PREVENT  
DISCOLORING**

**NEVER**  
ALLOW LIQUIDS OF ANY  
KIND TO LINGER ON  
SURFACES. ABSORPTION  
CAUSES THE WOOD TO  
WARP AND THE FINISH  
TO DE-LAMINATE.



**PREVENT  
YELLOWING**



**PREVENT  
DAMAGE TO  
FINISH!**



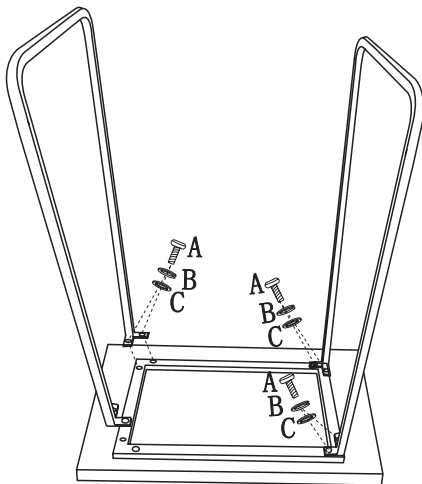
**PREVENT  
SPLITTING**

# ITEM#:CR550CS

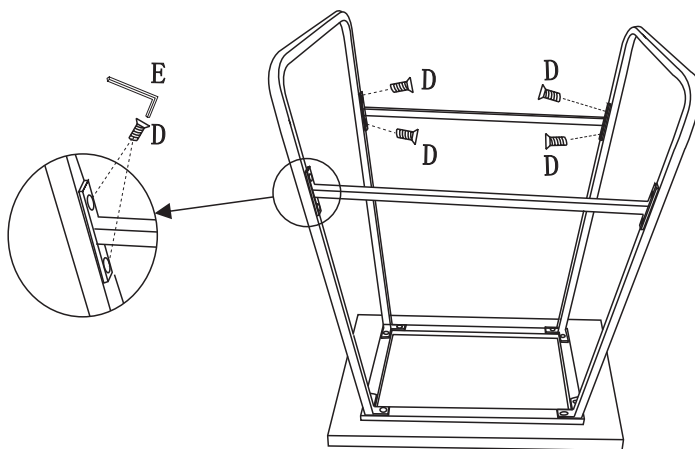
## Assembly Instruction

\* Do not tighten screws & bolts until the entire item is completely assembled.


### STEP1








### STEP2



### STEP3

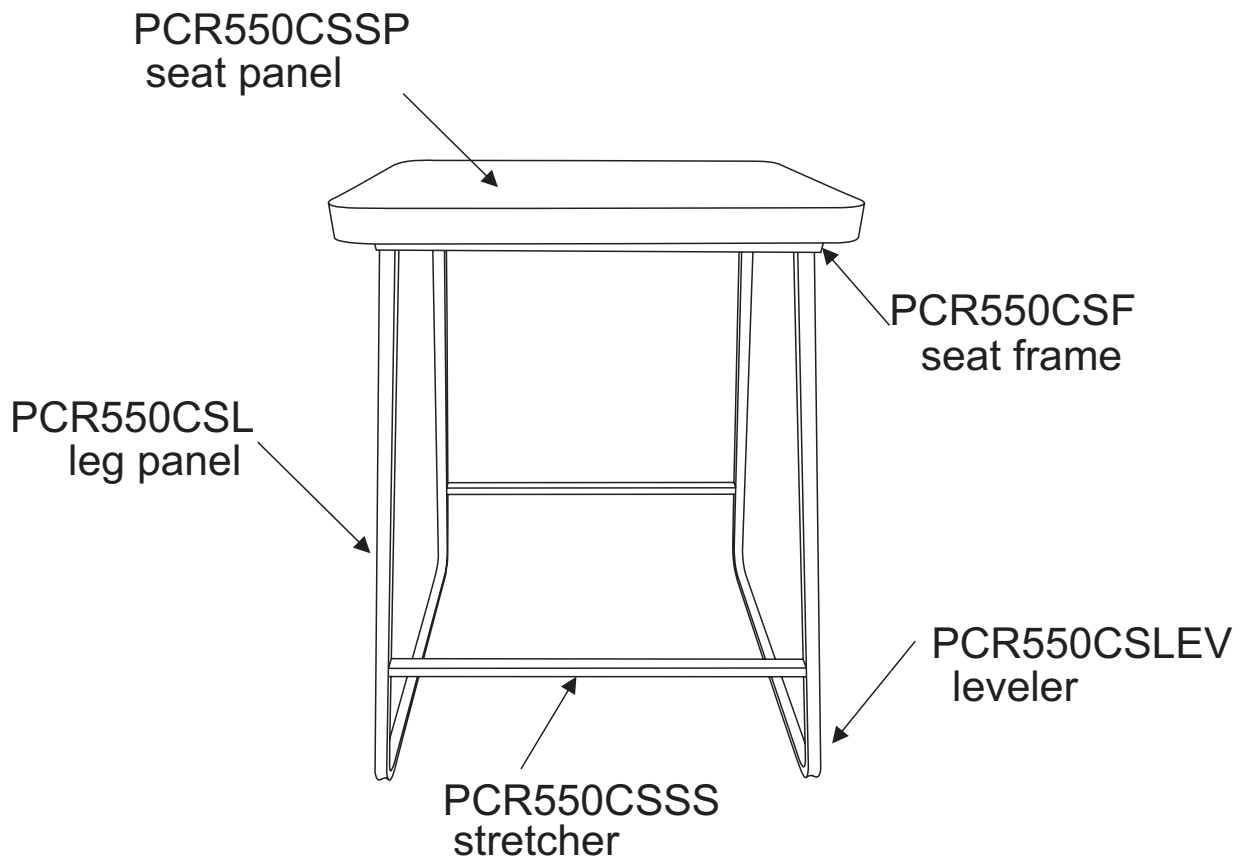


**Hardware Pack#:PCR550CSH**

A		8PCS	1/4"X15mm
B		8PCS	φ 6.5mm
C		8PCS	φ 6.5mm
D		8PCS	1/4"X12mm
E		1PC	4mm

# Parts for CR550CS

## Complete Hardware:#PCR550CSH



### PRODUCT DETAILS

SEAT	25MM MDF LAMINATED MELAMINE VENEER
FRAME	IRON
LEG & STRETCHER	IRON
LEVELER	POLYETHYLENE
COLOR OF METAL	BLACK FLASH SILVER
PRODUCT SIZE	19"X15"X24"H
SEAT PANEL SIZE	16"X11.1"X1"H
SEAT HEIGHT	24"
SEAT DEPTH	11.1"
CARTON SIZE	26X18"X5.25"H
NET WEIGHT	19.50LBS
GROSS WEIGHT	22.70LBS
CU.FT.	1.42'

**MADE IN CHINA**