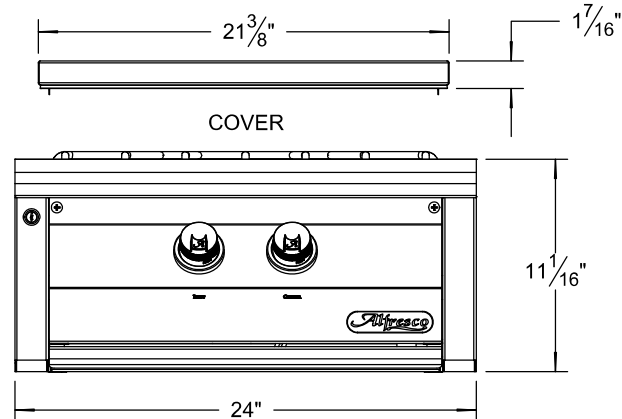
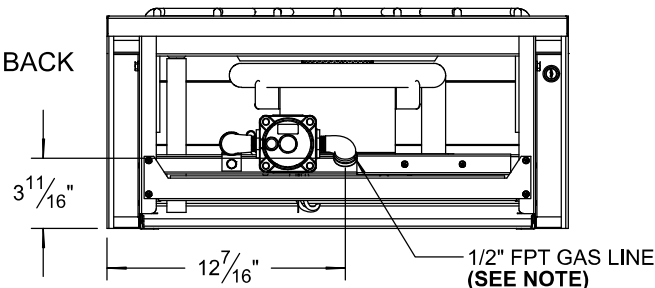


AXEVP TYPICAL INSTALLATION

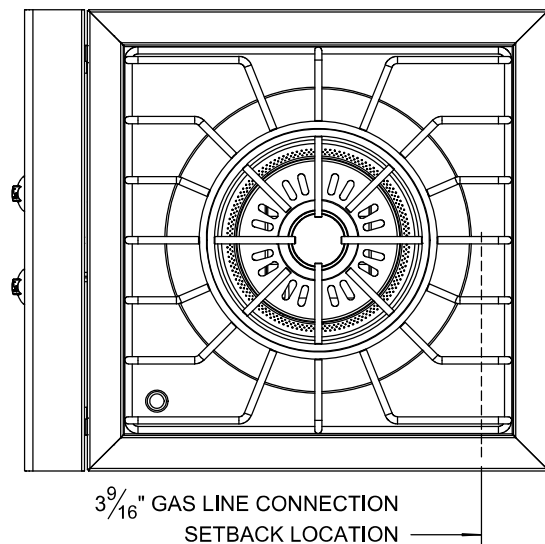
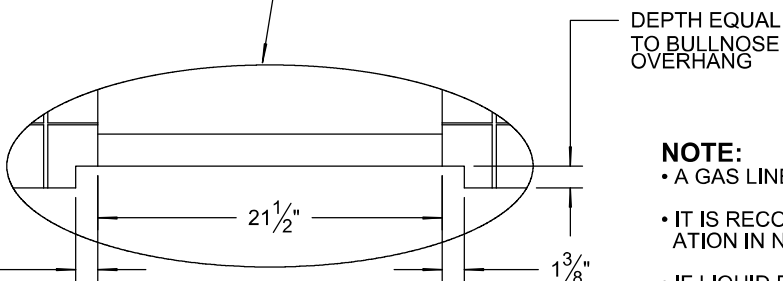
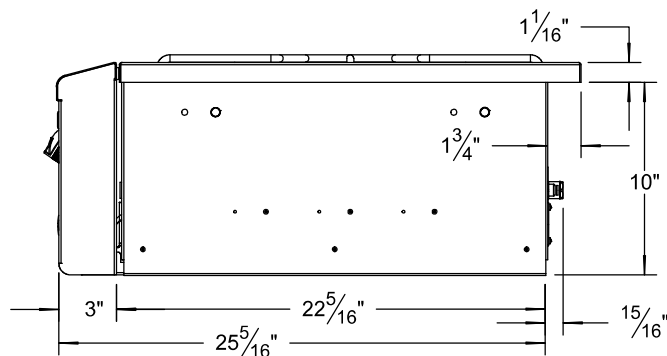
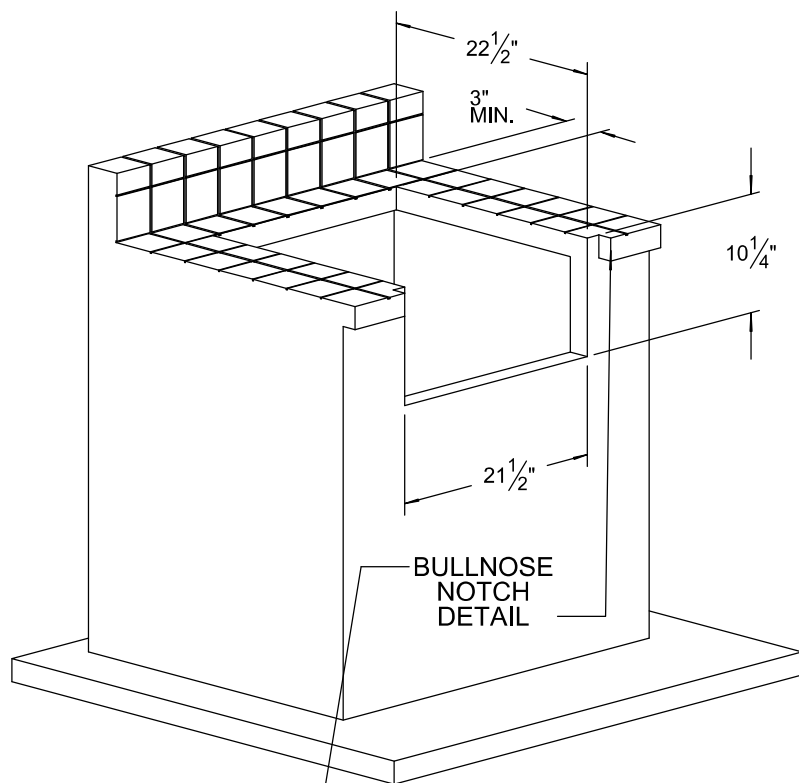
FRONT



BACK



COUNTERTOP CUTOUT REQUIREMENTS



NOTE:

- A GAS LINE IS REQUIRED INSIDE THE COUNTER FOR OPERATION.
- IT IS RECOMMENDED THAT A FLEXIBLE GAS LINE IS USED TO EASE THE INSTALLATION IN NATURAL GAS (NG) SETUPS. THE CONNECTION IS 1/2" FPT.
- IF LIQUID PROPANE SETUP IS ORDERED, THE UNIT IS SUPPLIED WITH A REGULATOR, A 36" HOSE AND A 1/2" MPT x 3/8" MPT ADAPTER.

Alfresco

SUPERIOR EQUIPMENT SOLUTIONS
7039 EAST SLAUSON AVENUE
COMMERCE, CA. 90040

THE INFORMATION CONTAINED IN THIS DRAWING IS THE SOLE PROPERTY OF SUPERIOR EQUIPMENT SOLUTIONS INC. ANY REPRODUCTION IN PART OR AS A WHOLE WITHOUT WRITTEN PERMISSION FROM SUPERIOR EQUIPMENT SOLUTIONS, INC. IS PROHIBITED.

DRAWN BY: JORGE PELAYO
CREATED: 09/10/2015

PROJECT TITLE:

AXEVP

DRAWING TITLE:

AXEVP SPECIFICATION SHEET

DRAWING NO.:

AXEVP - SPEC SHEET

SHEET 1 OF 1