

ASSEMBLY INSTRUCTIONS
COASTER FINE FURNITURE



Fine Furniture for every stage of life

736177
End Table

ITEM:736177



ASSEMBLY INSTRUCTIONS

ASSEMBLY TIPS:

1. Remove hardware from box and sort by size.
2. Please check to see that all hardware and parts are present prior to start of assembly.
3. Please follow attached instructions in the same sequence as numbered to assure fast & easy assembly.



WARNING!




1. Don't attempt to repair or modify parts that are broken or defective. Please contact the store immediately.
2. This product is for home use only and not intended for commercial establishments.







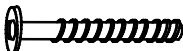
ASSEMBLY TIME

15 MINUTES

PARTS IDENTIFICATION

A	TOP		1PC
B	SINGLE LEG FRAME		2PCS
C	DOUBLE LEG FRAME		1PC

HARDWARE IDENTIFICATION

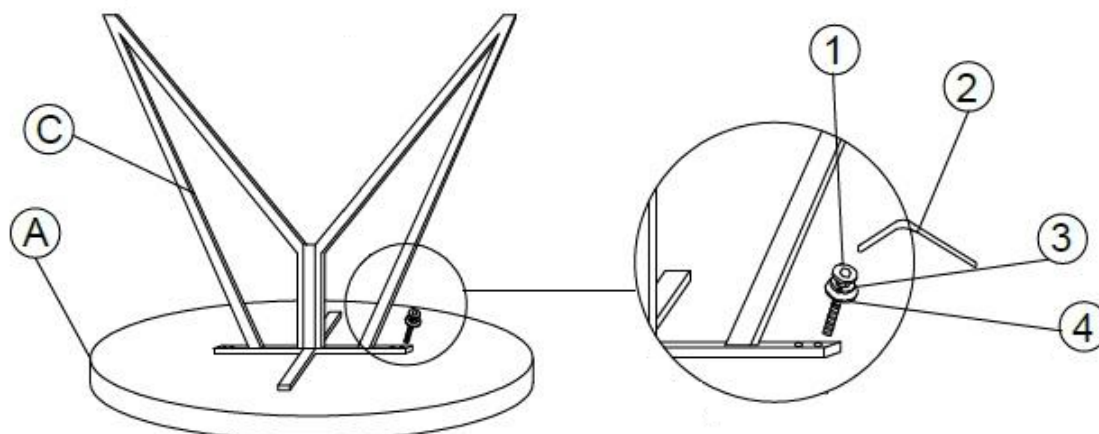
1	SHORT BOLT (JCBC M6 X 25mm)		8PCS
2	ALLEN WRENCH (M4 - BLK)		1PC
3	LOCK WASHER (M6 - BLK)		10PCS
4	FLAT WASHER (M6 - BLK)		10PCS
5	LONG BOLT (JCBC M6 X 50mm)		2PCS

ITEM: **736177**

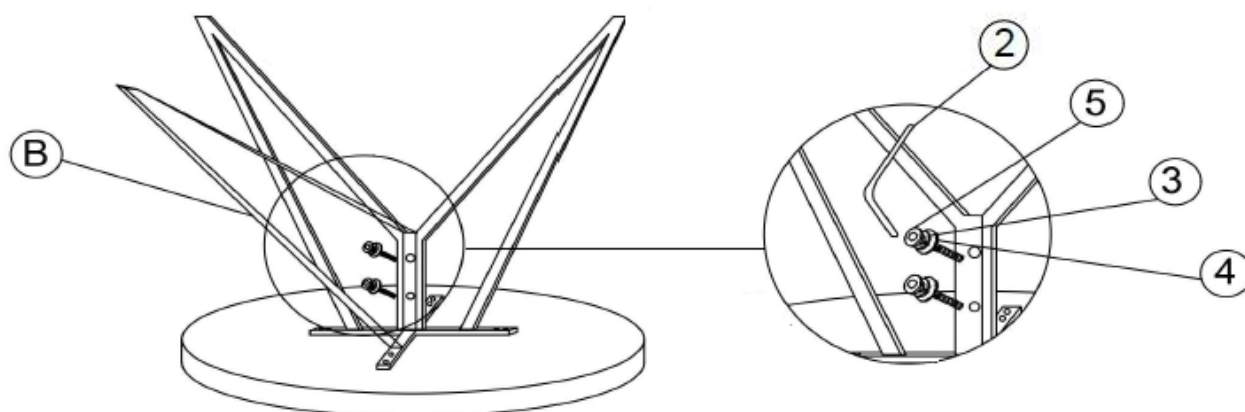


ASSEMBLY INSTRUCTIONS

STEP 1



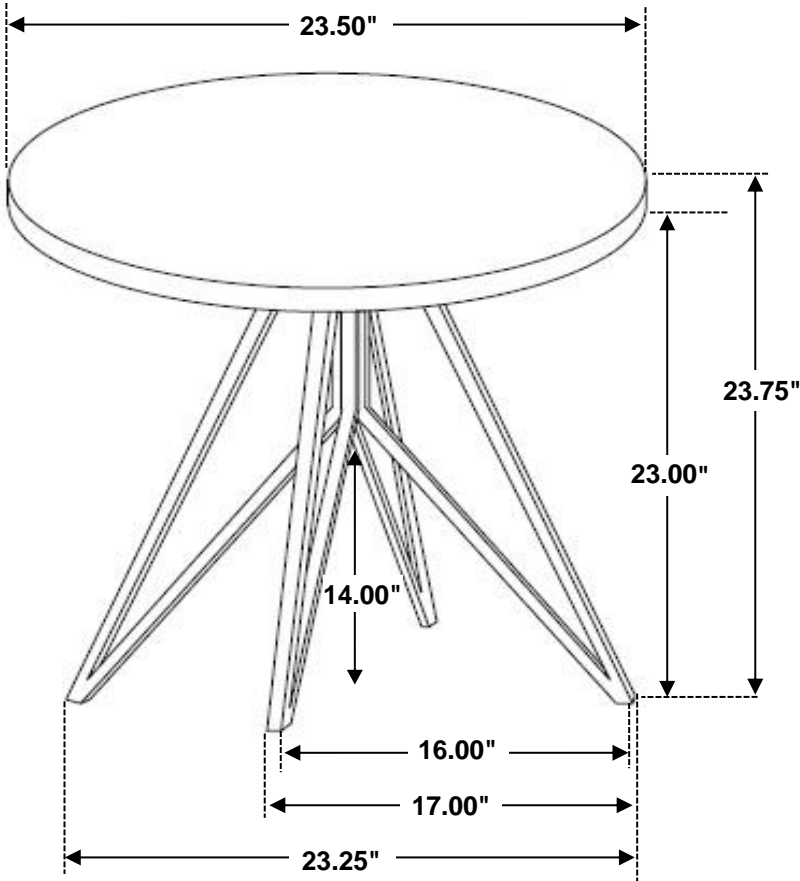
STEP 2



STEP 3 **COMPLETE**



ITEM: **736177**



Note: Dimension tolerance $\pm 5\%$

ASSEMBLY INSTRUCTIONS
COASTER FINE FURNITURE



Fine Furniture for every stage of life

736178
Coffee Table

ASSEMBLY INSTRUCTIONS

ASSEMBLY TIPS:

1. Remove hardware from box and sort by size.
2. Please check to see that all hardware and parts are present prior to start of assembly.
3. Please follow attached instructions in the same sequence as numbered to assure fast & easy assembly.



WARNING!




1. Don't attempt to repair or modify parts that are broken or defective. Please contact the store immediately.
2. This product is for home use only and not intended for commercial establishments.








ASSEMBLY TIME

15 MINUTES

PARTS IDENTIFICATION

A	TOP		1PC
B	LEG FRAME		4PCS
C	CENTER SUPPORT		1PC

HARDWARE IDENTIFICATION

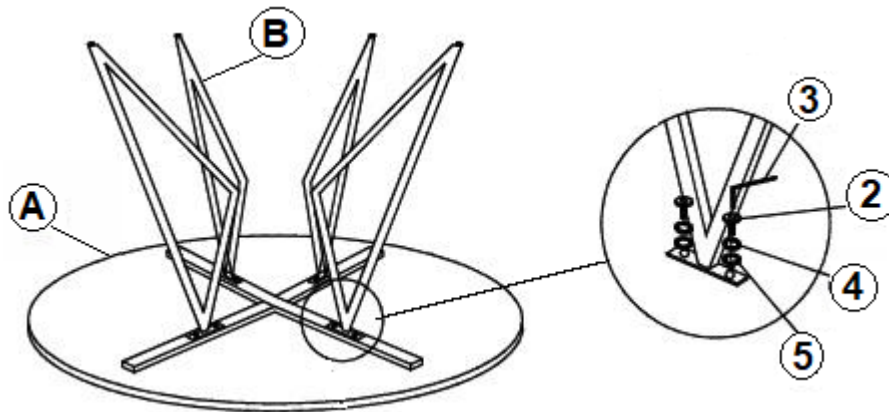
1	SHORT BOLT (JCBC M6 X 15mm)		4PCS
2	LONG BOLT (JCBC M6 X 25mm)		8PCS
3	ALLEN WRENCH (M4 - BLK)		1PC
4	LOCK WASHER (M6 - BLK)		12PCS
5	FLAT WASHER (M6 - BLK)		12PCS

ITEM: **736178**

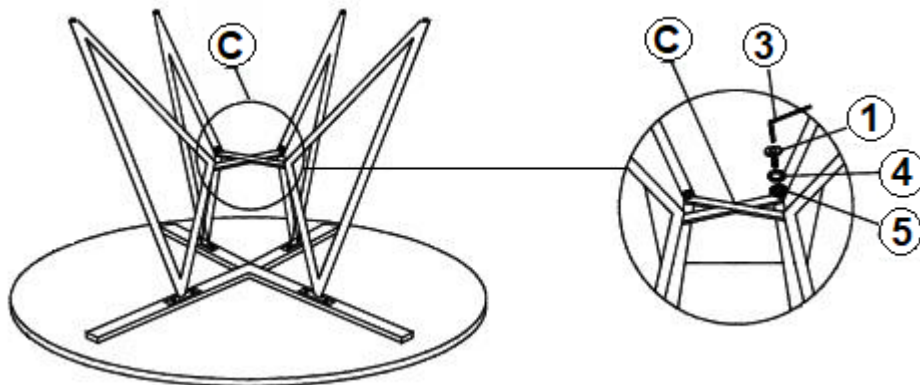


ASSEMBLY INSTRUCTIONS

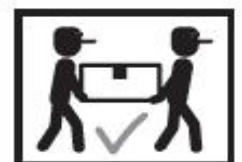
STEP 1



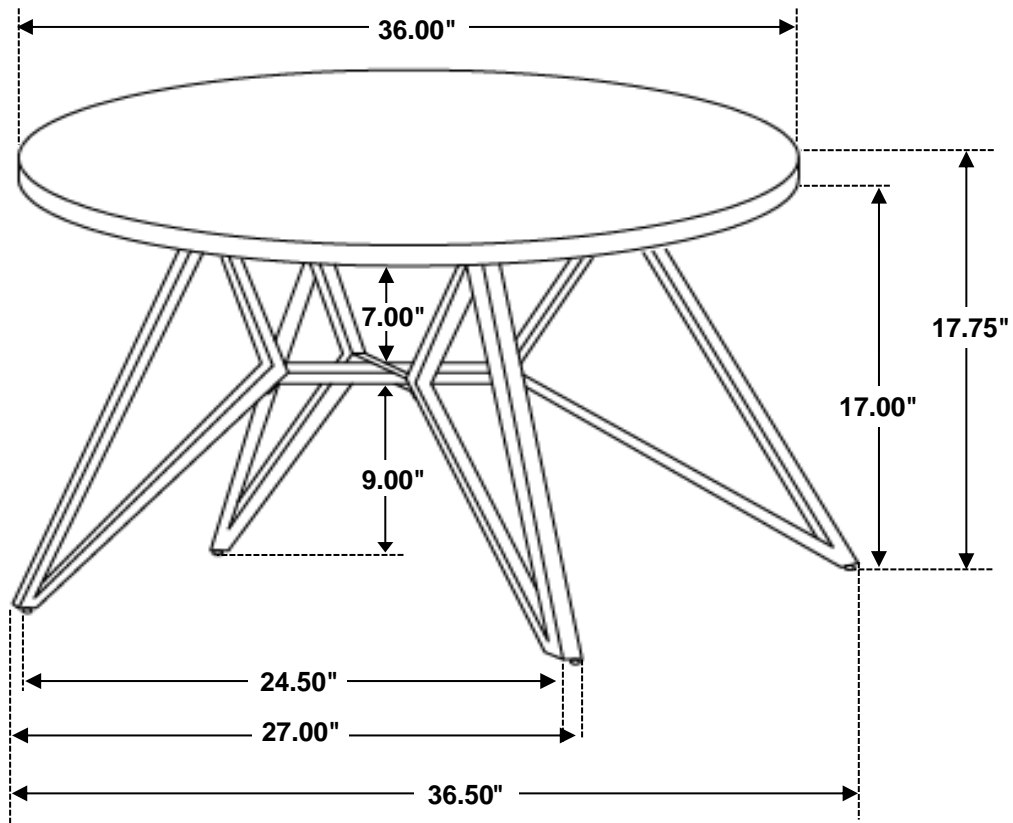
STEP 2



STEP 3 **COMPLETE**



ITEM: **736178**



Note: Dimension tolerance $\pm 5\%$