

SO30PE/S/PH



FEATURES

10 cooking modes make meals easy

Three adjustable oven racks

Cobalt blue porcelain interior

Self clean, delayed start, timed cook, Sabbath mode and more

Installs flush with surrounding cabinetry

Dual convection oven for faster, more consistent cooking

Temperature probe lets you know when it's done

Rigorously tested in our U.S. manufacturing facilities for decades of use

Exceptional 24/7 support from our Customer Care team in Madison

Hidden bake element and recessed broil element

ACCESSORIES

30" Bake Stone Kit

30" Broiler Pan

Dehydration Kit

Premier Baking Sheet

Temperature Probe

Full-extension easy glide oven rack

Temperature probe and broiler pan

Set of three standard oven racks

Accessories available through an authorized Sub-Zero dealer.
For local dealer information, visit subzero-wolf.com/locator.

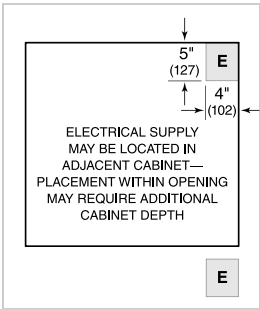




PRODUCT SPECIFICATIONS

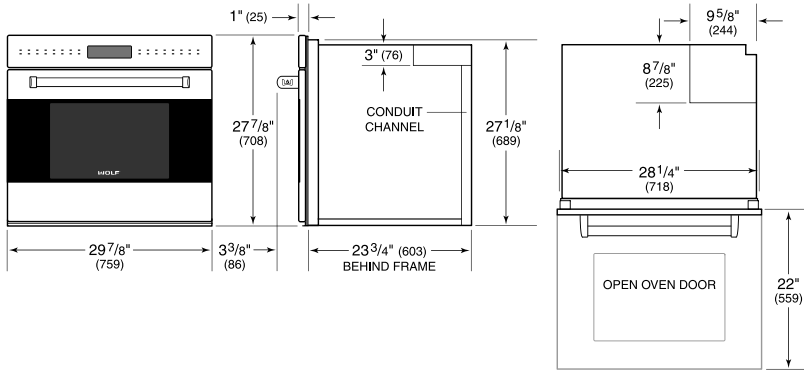
Model	SO30PE/S/PH
Dimensions	29 7/8"W x 27 7/8"H x 23 3/4"D
Oven 1 Interior Dimensions	25"W x 16 1/2"H x 19"D
Overall Capacity	4.5 cu. ft.
Usable Capacity	2.8 cu. ft.
Door Clearance	22"
Weight	273 lbs
Electrical Supply	240/208 VAC, 60 Hz
Electrical Service	30 amp dedicated circuit
Conduit Length	4 Feet

ELECTRICAL

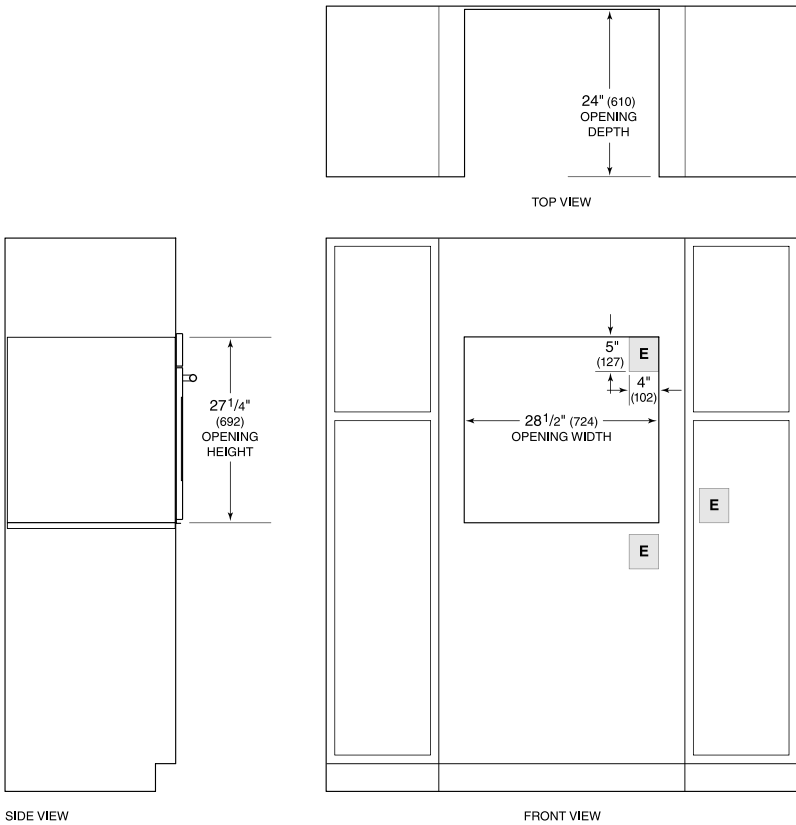


NOTE: Dimensions in parenthesis are in millimeters unless otherwise specified

DIMENSIONS



STANDARD INSTALLATION



NOTE: Location of electrical supply within opening may require additional cabinet depth.