


Warning :

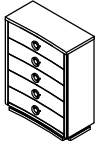






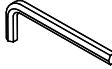

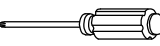
- Be sure to check all packing material carefully for small parts, which may have come loose inside the carton during shipment.
- To prevent possible scratches and damage, this furniture **MUST BE ASSEMBLED BY TWO PEOPLE** on a soft surface such as a blanket or carpet.

Important Use Information: We recommend using coasters, placemats and trivets when placing hot or cold containers on this item. It is also recommended to quickly cleanup any spills to minimize exposure to moisture. Doing so will prolong the life and look of the item for many years.

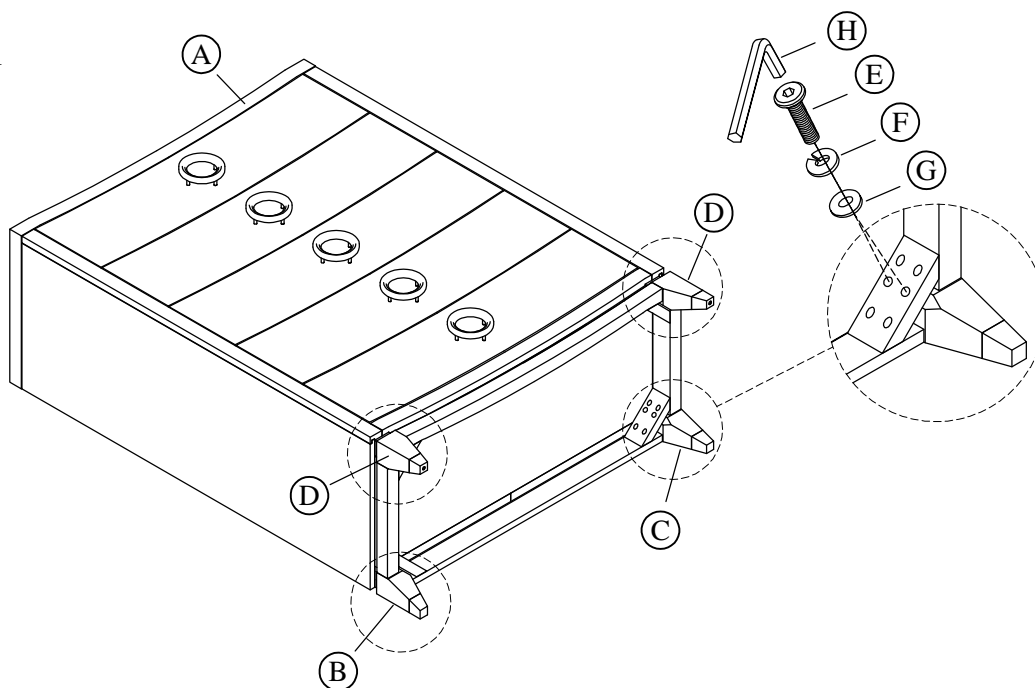


82565
5-Drawer Chest


Components and Hardware List

<p>5 Drawer Chest</p>  <p>(A) 1 pc.</p>	<p>Back Leg (Left)</p>  <p>(B) 1 pc.</p>	<p>Back Leg (Right)</p>  <p>(C) 1 pc.</p>	<p>Front Leg</p>  <p>(D) 2 pcs.</p>	<p>Allen Head Bolt Ø5/16"-18 x 2-1/8"</p>  <p>(E) 8 pcs.</p>	<p>Spring Washer Ø5/16"</p>  <p>(F) 8 pcs.</p>	<p>Flat Washer Ø5/16" x 19*2mm</p>  <p>(G) 8 pcs.</p>
<p>Allen Key 5mm</p>  <p>(H) 1 pc.</p>	<p>Furniture Tipping Restraint Kit</p>  <p>(I) 1 set.</p>	<p>Screw Driver not included</p> 				

STEP 1



STEP 2



For product and personal safety, a Furniture Tipping Restraint kit has been included with this unit which can help to minimize the risk of the unit accidentally tipping forward, if used and properly installed per the kit manufacturer's instructions.