

SAMSUNG

Product Guide

5500 Series Laundry

WA52A5500* Washer

DVE52A5500* Electric Dryer

DVG52A5500* Gas Dryer

Available in White, Brushed Black
and Champagne



Table of Contents

WA52A5500 - Top Load Washer

Product Overview

Product Overview 4

Carousel Image Order 5

Product Messaging

Features and Benefits 9

Product Specs

Related Products 15

Spec Sheet 16

Energy Guide 17

User Manual and Warranty 18

Feature Icons 20

DVE52A5500 - Electric Dryer

DVG52A5500 - Gas Dryer

Product Overview

Product Overview 22

Carousel Image Order 23

Product Messaging

Features and Benefits 27

Product Specs

Related Products and Accessories 32

Spec Sheets 33

User Manual and Warranty 34

Feature Icons 36

Product Overview

WA52A5500AW

WA52A5500AV

WA52A5500AC

**5.2 cu. ft. Large Capacity Smart Top Load Washer
with Super Speed Wash**

Product Overview

Product Title

5.2 cu. ft. Large Capacity Smart Top Load Washer with Super Speed Wash

Product Short Description (281 Characters)

Samsung's new Top Load Washer has a 5.2 cu. ft. Large Capacity so you can fit more in every load, it can wash a full load of laundry with full performance in just 28 minutes,* and it's Wi-Fi connected so you can receive end of cycle alerts and schedule laundry from your smartphone.**

Product Long Description (368 Characters)

Samsung's new 5.2 cu. ft. Large Capacity Smart Top Load Washer helps you fit more in every load and cut down on laundry time. Also, with Super Speed Wash you can wash a full load of laundry with full performance in just 28 minutes,* and with integrated Wi-Fi you can receive end of cycle alerts and remotely start, stop, and schedule laundry right from your smartphone.**

*Based on using Super Speed on a Normal cycle with an 8lb load.

**Requires wireless network, Samsung account and SmartThings App. The Samsung SmartThings App supports Android OS 4.0 (ICS) or later which is optimized for Samsung smartphones (Galaxy S and Galaxy Note series). This app also supports iOS 7 or later for iPhone models. SmartThings App available in App Store and Play Store.

Available Colors



White

Model Number: WA52A5500AW

UPC: 887276552873



Brushed Black

Model Number: WA52A5500AV

UPC: 887276552866



Champagne

Model Number: WA52A5500AC

UPC: 887276573090



Carousel Image Order

WA52A5500AW

Easy Ads links

Retail.com: <https://dam.gettyimages.com/p/z0c3461/external?o=AND&q=WA52A5500AW%20Carousel%20Images%20RCOM>
Samsung.com: <https://dam.gettyimages.com/p/z0c3461/external?o=AND&q=WA52A5500AW%20Carousel%20Images%20SCOM>
360 Spin: <https://dam.gettyimages.com/p/z0c3461/external?o=AND&q=WA52A5500AW%20360%20Spins>



Carousel Image Order

WA52A5500AV

Easy Ads links

Retail.com: <https://dam.gettyimages.com/p/z0c3461/external?o=AND&q=WA52A5500AV%20Carousel%20Images%20RCOM>
Samsung.com: <https://dam.gettyimages.com/p/z0c3461/external?o=AND&q=WA52A5500AV%20Carousel%20Images%20SCOM>
360 Spin: <https://dam.gettyimages.com/p/z0c3461/external?o=AND&q=WA52A5500AV%20360%20Spins>




Carousel Image Order

WA52A5500AC

Easy Ads links

Retail.com: <https://dam.gettyimages.com/p/z0c3461/external?o=AND&q=WA52A5500AC%20Carousel%20Images%20RCOM>
Samsung.com: <https://dam.gettyimages.com/p/z0c3461/external?o=AND&q=WA52A5500AC%20Carousel%20Images%20SCOM>
360 Spin: <https://dam.gettyimages.com/p/z0c3461/external?o=AND&q=WA52A5500AC%20360%20Spins>



Product Messaging

WA52A5500AW



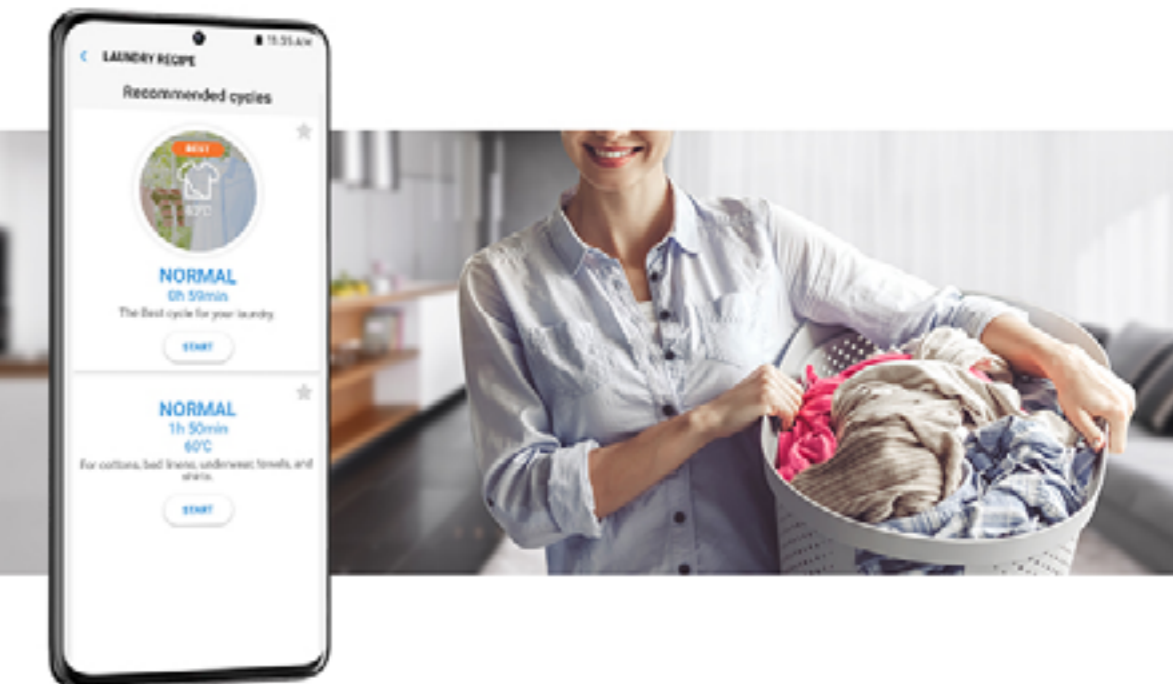
WA52A5500AV

WA52A5500AC

**5.2 cu. ft. Large Capacity Smart Top Load Washer
with Super Speed Wash**




Features and Benefits: WA52A5500*

White Washer Easy Ads link: <https://dam.gettyimages.com/p/z0c3461/external?o=AND&q=WA52A5500AW%20Below%20The%20Fold>
 Brushed Black Washer Easy Ads link: <https://dam.gettyimages.com/p/z0c3461/external?o=AND&q=WA52A5500AV%20Below%20The%20Fold>
 Champagne Washer Easy Ads link: <https://dam.gettyimages.com/p/z0c3461/external?o=AND&q=WA52A5500AC%20Below%20The%20Fold>

Headline	Feature Name	Long Body Copy	Short Body Copy	Associated Image
<p>Fit more for fewer loads</p>	<p>Large 5.2 cu. ft. Capacity</p>	<p>Fewer loads, less time in the laundry room, and more time doing the things you love.</p>	<p>Fewer loads, less time in the laundry room.</p>	
<p>Wash a full load in 28 minutes</p>	<p>Super Speed Wash</p>	<p>Wash a full load of laundry in just 28 minutes,* without sacrificing cleaning performance. *Based on using Super Speed on a Normal cycle with an 8lb load.</p>	<p>Fast, thorough washing in just 28 minutes.* *Based on using Super Speed on a Normal cycle with an 8lb load.</p>	
<p>Control in the palm of your hand</p>	<p>Wi-Fi Connectivity</p>	<p>Wi-Fi connected so you can receive end of cycle alerts, remotely start or stop your wash, schedule cycles on your time, and more, right from your smartphone with the SmartThings App.* *Requires wireless network, Samsung account and SmartThings App. The Samsung SmartThings App supports Android OS 4.0 (ICS) or later which is optimized for Samsung smartphones (Galaxy S and Galaxy Note series). This app also supports iOS 7 or later for iPhone models. SmartThings App available in App Store and Play Store.</p>	<p>Receive end of cycle alerts, remotely start, schedule, and more, from your smartphone with the SmartThings App.* *Requires wireless network, Samsung account and SmartThings App. The Samsung SmartThings App supports Android OS 4.0 (ICS) or later which is optimized for Samsung smartphones (Galaxy S and Galaxy Note series). This app also supports iOS 7 or later for iPhone models. SmartThings App available in App Store and Play Store.</p>	




Features and Benefits: WA52A5500* (Continued)

White Washer Easy Ads link: <https://dam.gettyimages.com/p/z0c3461/external?o=AND&q=WA52A5500AW%20Below%20The%20Fold>
 Brushed Black Washer Easy Ads link: <https://dam.gettyimages.com/p/z0c3461/external?o=AND&q=WA52A5500AV%20Below%20The%20Fold>
 Champagne Washer Easy Ads link: <https://dam.gettyimages.com/p/z0c3461/external?o=AND&q=WA52A5500AC%20Below%20The%20Fold>

Headline	Feature Name	Long Body Copy	Short Body Copy	Associated Image
<p>Pretreat with a push of a button</p>	<p>Active WaterJet</p>	<p>A built-in water faucet lets you easily pretreat soiled or heavily stained clothes with a press of a button. Scrub items right inside your washer, no laundry room sink needed.</p>	<p>Built-in water faucet lets you easily pretreat heavily soiled and stained clothes.</p>	
<p>Effortlessly reach items</p>	<p>EZ Access Tub</p>	<p>Our EZ Access Tub is shallower without sacrificing capacity, so you can easily reach the bottom of the washer tub to remove clothes after the cycle finishes.</p>	<p>Easily reach the bottom of the washer tub.</p>	
<p>More water when you need it most</p>	<p>Deep Fill</p>	<p>Maximize the water level used during your washing cycle by selecting the Deep Fill option* before starting your laundry. Deep Fill automatically adds extra water at the right time to ensure that all your items are thoroughly soaked. *Not available for use in the Bedding/Waterproof and Self Clean cycles.</p>	<p>Choose to maximize the water level used during the washing cycle.* *Not available for use in the Bedding/Waterproof and Self Clean cycles.</p>	




**Features and Benefits:
WA52A5500* (Continued)**

White Washer Easy Ads link: <https://dam.gettyimages.com/p/z0c3461/external?o=AND&q=WA52A5500AW%20Below%20The%20Fold>
 Brushed Black Washer Easy Ads link: <https://dam.gettyimages.com/p/z0c3461/external?o=AND&q=WA52A5500AV%20Below%20The%20Fold>
 Champagne Washer Easy Ads link: <https://dam.gettyimages.com/p/z0c3461/external?o=AND&q=WA52A5500AC%20Below%20The%20Fold>

Headline	Feature Name	Long Body Copy	Short Body Copy	Associated Image
<p>Easy to troubleshoot</p>	<p>Smart Care</p>	<p>Easy troubleshooting from the convenience of your smartphone.* Smart Care interacts with your washer and dryer to perform an immediate diagnosis and offer quick solutions.</p> <p><small>*Requires Samsung Smart Washer/Dryer App. The Samsung Smart Washer/Dryer App supports Android OS 2.3.6 or later and iOS 3 or later for iPhone models. Samsung Smart Washer/Dryer App available in App Store and Play Store.</small></p>	<p>Easy troubleshooting from the convenience of your smartphone.*</p> <p><small>*Requires Samsung Smart Washer/Dryer App. The Samsung Smart Washer/Dryer App supports Android OS 2.3.6 or later and iOS 3 or later for iPhone models. Samsung Smart Washer/Dryer App available in App Store and Play Store.</small></p>	
<p>Quiet washing anytime, any place</p>	<p>Vibration Reduction Technology+</p>	<p>Do your laundry without disturbing anyone at any time and in any place. Innovative Vibration Reduction Technology+ reduces noise and vibration for quiet washing.</p>	<p>Reduces noise and vibration for quiet washing.</p>	
<p>N/A</p>	<p>Swirl+ Tub Interior</p>	<p>Improved tub pattern extracts more water more quickly during the rinsing cycle and prevents fabrics from snagging during washing.</p>	<p>Improved tub pattern extracts more water more quickly.</p>	



**Features and Benefits:
WA52A5500* (Continued)**

White Washer Easy Ads link: <https://dam.gettyimages.com/p/z0c3461/external?o=AND&q=WA52A5500AW%20Below%20The%20Fold>
 Brushed Black Washer Easy Ads link: <https://dam.gettyimages.com/p/z0c3461/external?o=AND&q=WA52A5500AV%20Below%20The%20Fold>
 Champagne Washer Easy Ads link: <https://dam.gettyimages.com/p/z0c3461/external?o=AND&q=WA52A5500AC%20Below%20The%20Fold>

Headline	Feature Name	Long Body Copy	Short Body Copy	Associated Image
<p>Keep your washer fresh and clean</p>	<p>Self Clean</p>	<p>Keep your washer tub fresh and clean. Self Clean will notify you every 20 wash cycles when it is time for a cleaning.</p>	<p>Keep your washer tub fresh and clean.</p>	
<p>N/A</p>	<p>Soft-Close Lid</p>	<p>The premium Soft-Close Lid keeps you and your family protected by closing safely, gently and quietly.</p>	<p>Soft-Close Lid closes safely, gently and quietly.</p>	
<p>N/A</p>	<p>ENERGY STAR® Certified</p>	<p>ENERGY STAR® Certified,* so you can save money by using less energy without sacrificing performance or functionality. <small>*Visit www.energystar.gov for more information on ENERGY STAR® guidelines.</small></p>	<p>Eco-friendly and energy-efficient.</p>	

Features and Benefits: WA52A5500* (Continued)

White Washer Easy Ads link: <https://dam.gettyimages.com/p/z0c3461/external?o=AND&q=WA52A5500AW%20Below%20The%20Fold>
 Brushed Black Washer Easy Ads link: <https://dam.gettyimages.com/p/z0c3461/external?o=AND&q=WA52A5500AV%20Below%20The%20Fold>
 Champagne Washer Easy Ads link: <https://dam.gettyimages.com/p/z0c3461/external?o=AND&q=WA52A5500AC%20Below%20The%20Fold>

Headline	Feature Name	Long Body Copy	Short Body Copy	Associated Image
Easier use, for everyone	Accessibility (AUI, Braille)	Aiding the visually and hearing impaired, your washer and dryer now feature audio assistance, playing a different sound for each option, and braille right next to key control panel buttons.	Designed for easy use for everyone.	
N/A	12 Preset Washing Cycles	More cycles to cover almost every washing need for your active family.	More cycles to best suit your washing needs.	

Product Specs

WA52A5500AW

WA52A5500AV

WA52A5500AC

**5.2 cu. ft. Large Capacity Smart Top Load Washer
with Super Speed Wash**

Related Products

Model Number	Type	Color
DVE52A5500W	Electric Dryer	White
DVG52A5500W	Gas Dryer	White
DVE52A5500V	Electric Dryer	Brushed Black
DVG52A5500V	Gas Dryer	Brushed Black
DVE52A5500C	Electric Dryer	Champagne
DVG52A5500C	Gas Dryer	Champagne

Agitator Version	Type	Color
WA51A5505AW	Top Load Washer	White
WA51A5505AV	Top Load Washer	Brushed Black
WA51A5505AC	Top Load Washer	Champagne

Spec Sheet

Easy Ads link

<https://dam.gettyimages.com/p/z0c3461/external?o=AND&q=WA52A5500%20Spec%20Sheet>

WA52A5500AW | WA52A5500AV | WA52A5500AC
Samsung 5.2 cu. ft. Large Capacity Smart Top Load Washer with Super Speed Wash



Available Colors

- White
WA52A5500AW
- Brushed Black
WA52A5500AV
- Champagne
WA52A5500AC

SAMSUNG

Features

- Large 5.2 cu. ft. Capacity
- Super Speed Wash
- Wi-Fi Connectivity*
- Active WaterJet
- EZ Access Tub
- Deep Fill
- Smart Care
- Vibration Reduction Technology+
- Swirl+ Tub Interior
- Self Clean
- Soft-Close Lid
- ENERGY STAR® Certified
- Accessibility (AUI, Braille)
- Internal Heater
- 750 RPM Maximum Spin Speed
- Direct Drive Motor
- 17 Total Washing Cycles
- 10 Additional Washing Options

Specifications

12 Preset Washing Cycles:
Normal, Bedding/Waterproof, Heavy Duty, Colors, Whites, Activewear, Delicates, Quick Wash, Self Clean, Rinse + Spin, Deep Wash, Downloaded

5 Downloadable Washing Cycles:
Permanent Press, Wool, Eco Cold, Denim, Power Rinse

10 Additional Washing Options:
Delay End, Presoak, Sound On/Off, Child Lock, Fabric Softener, Deep Fill, Super Speed, Smart Care, Smart Control, Spin Only

5 Temperature Settings:
Hot, Warmer, Warm, Cool, Cold

5 Spin Settings:
High, Medium High, Medium, Low, No Spin

5 Soil Settings:
Heavy, Heavy Medium, Normal, Low Medium, Light

Warranty
One (1) Year Parts and Labor
Three (3) Years Stainless Steel Tub (Part Only)
Ten (10) Years DD Motor (Part Only)

Product Dimensions & Weight (WxHxD)
Dimensions: 27³/₁₆" x 44¹/₁₆" x 29⁷/₁₆"
Weight: 134.5 lbs

Shipping Dimensions & Weight (WxHxD)
Dimensions: 30¹/₈" x 47¹/₁₆" x 31¹/₄"
Weight: 143.3 lbs

Convenience

- Child Lock
- Dispenser Trays: Main Wash, Softener, Bleach

Ratings

ENERGY STAR® Rated:
 IMEF = 2.06
 IWF = 4.3
 120 kWh/yr

Electrical Requirements
 120 V / 60 Hz
 15 Amps

Washer	Model #	UPC Code
White	WA52A5500AW	887276552873
Brushed Black	WA52A5500AV	887276552866
Champagne	WA52A5500AC	887276573090

Matching Electric Dryer	Model #	UPC Code
White	DVE52A5500W	887276557748
Brushed Black	DVE52A5500V	887276557731
Champagne	DVE52A5500C	887276557724

Matching Gas Dryer	Model #	UPC Code
White	DVG52A5500W	887276557816
Brushed Black	DVG52A5500V	887276557809
Champagne	DVG52A5500C	887276557793

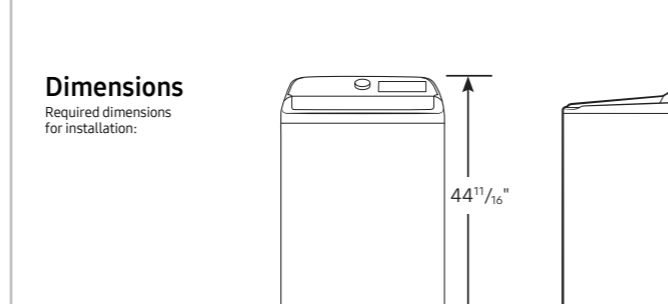
*Requires wireless network, Samsung account and Samsung SmartThings App. The Samsung Smart Things App supports Android OS 4.0 (ICS) or later which is optimized for Samsung smartphones (Galaxy S and Galaxy Note series). This app also supports iOS 7 or later for iPhone models. Samsung SmartThings App available in App Store and Play Store.

Actual color may vary. Design, specifications, and color availability are subject to change without notice. Non-metric weights and measurements are approximate.

©2021 Samsung Electronics America, Inc.
 85 California Road, Ridgefield Park, NJ 07090.
 All rights reserved. Samsung, the Samsung logo and registered trademark of Samsung Electronics Co., Ltd.

Washer Spec Sheet - page 1

WA52A5500AW | WA52A5500AV | WA52A5500AC
Samsung 5.2 cu. ft. Large Capacity Smart Top Load Washer with Super Speed Wash

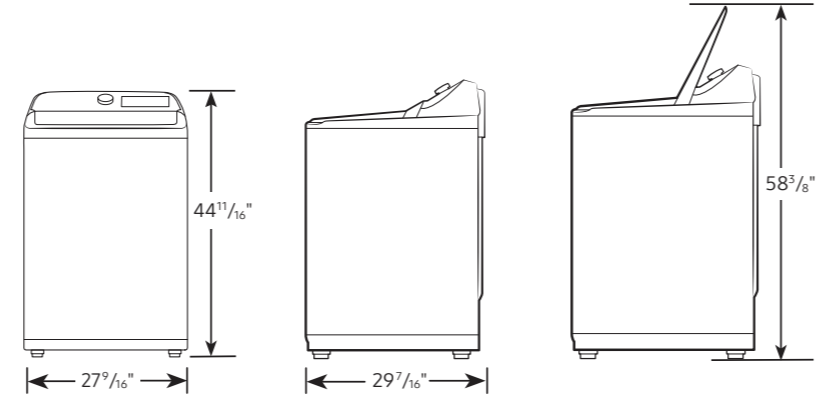


Available Colors

- White
WA52A5500AW
- Brushed Black
WA52A5500AV
- Champagne
WA52A5500AC

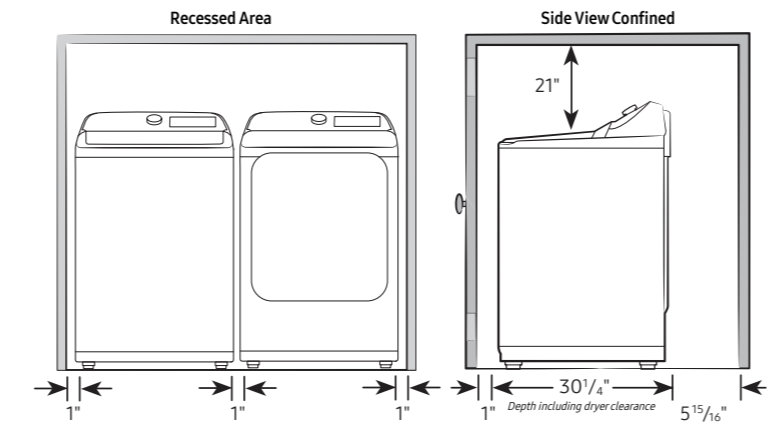
SAMSUNG

Dimensions
 Required dimensions for installation:

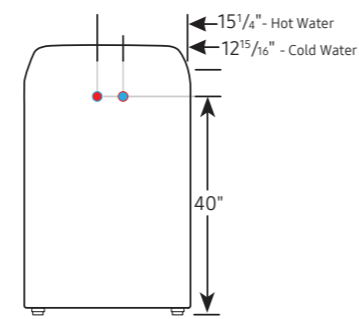


Installation Specifications – Side-by-Side
 If the washer and dryer are installed together or the dryer alone, the closet front must have two unobstructed air openings for a combined minimum total area of 72-inch². Your washer alone does not require a specific air opening.

Alcove or closet installation
 Minimum clearance for alcove and alcove installations:



Connection Dimensions
 Back view of washer



LEGEND:
● Hot Water Connection
● Cold Water Connection

Actual color may vary. Design, specifications, and color availability are subject to change without notice. Non-metric weights and measurements are approximate.
 ©2021 Samsung Electronics America, Inc.
 85 California Road, Ridgefield Park, NJ 07090.
 All rights reserved. Samsung, the Samsung logo and registered trademark of Samsung Electronics Co., Ltd.

Washer Spec Sheet - page 2

Energy Guide

Easy Ads link

<https://dam.gettyimages.com/p/z0c3461/external?o=AND&q=WA52A5500%20Energy%20Guide>

U.S. Government Federal law prohibits removal of this label before consumer purchase.

ENERGYGUIDE

Clothes Washer Capacity Class: Standard Samsung Models WA52A55**A* Capacity (tub volume): 5.2 cubic feet

Compare ONLY to other labels with yellow numbers.
Labels with yellow numbers are based on the same test procedures.

Estimated Yearly Energy Cost
(when used with an electric water heater)

\$14

\$8 Cost Range of Similar Models \$51

120 kWh
Estimated Yearly Electricity Use

\$9
Estimated Yearly Energy Cost
(when used with a natural gas water heater)

- Your cost will depend on your utility rates and use.
- Cost range based only on standard capacity models.
- Estimated energy cost based on six wash loads a week and a national average electricity cost of 12 cents per kWh and natural gas cost of \$1.09 per therm.

ftc.gov/energy



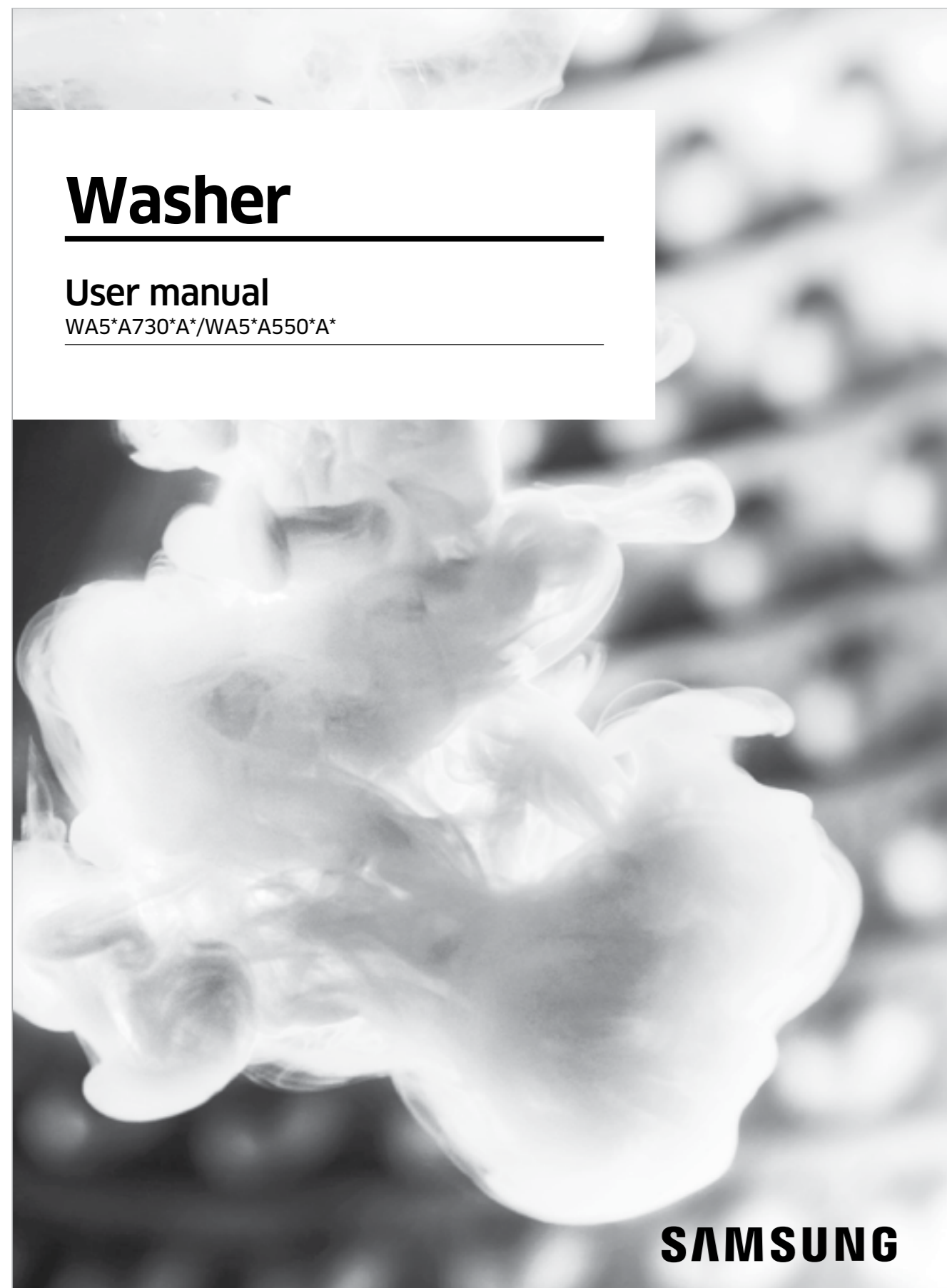
DC68-03852J-00

Energy Guide

User Manual and Warranty

Easy Ads link

<https://dam.gettyimages.com/p/z0c3461/external?o=AND&q=WA52A5500%20User%20Manual>



User Manual

Easy Ads link

<https://dam.gettyimages.com/p/z0c3461/external?o=AND&q=WA52A5500%20Warranty>

Warranty (U.S.A) – SAMSUNG TOP LOAD WASHER

Models:
WA52A5500AW
WA52A5500AV
WA52A5500AC

LIMITED WARRANTY TO ORIGINAL PURCHASER WITH PROOF OF PURCHASE

This SAMSUNG brand product, as supplied and distributed by SAMSUNG ELECTRONICS AMERICA, INC. (SAMSUNG) and delivered new, in the original carton to the original consumer purchaser, is warranted by SAMSUNG against manufacturing defects in materials or workmanship for the limited warranty period, starting from the date of original purchase, of:

One (1) Year Parts and Labor
Three (3) years stainless tub part (Part Only).
Ten (10) years washing DD motor part (Part Only)

This limited warranty is valid only on products purchased and used in the United States that have been installed, operated, and maintained according to the instructions attached to or furnished with the product. To receive warranty service, the purchaser must contact SAMSUNG at the address or phone number provided below for problem determination and service procedures. Warranty service can only be performed by a SAMSUNG authorized service center. The original dated bill of sale must be presented upon request as proof of purchase to SAMSUNG or SAMSUNG's authorized service center to receive warranty service.

SAMSUNG will provide in-home service within the contiguous United States during the warranty period at no charge, subject to availability of SAMSUNG authorized servicers within the customer's geographic area. If in-home service is not available, SAMSUNG may elect, at its option, to provide transportation of the product to and from an authorized service center. If the product is located in an area where service by a SAMSUNG authorized servicer is not available, you may be responsible for a trip charge or require to bring the product to a SAMSUNG authorized service center for service.

To receive in-home service, product must be unobstructed and accessible to the service agent.

During the applicable warranty period, a product will be repaired, replaced, or the purchase price refunded, at the sole option of SAMSUNG. SAMSUNG may use new or reconditioned parts in repairing a product, or replace the product with a new or reconditioned product. Replacement parts and products are warranted for the remaining portion of the original product's warranty or ninety (90) days, whichever is longer. All replaced parts and products are the property of SAMSUNG and you must return them to SAMSUNG.

This limited warranty covers manufacturing defects in materials or workmanship encountered in normal household, noncommercial use of this product and shall not cover the following: damage that occurs in shipment, delivery, installation, and uses for which this product was not intended; damage caused by unauthorized modification or alteration of the product; product where the original factory serial numbers have been removed, defaced, changed in any way, or cannot be readily determined; cosmetic

Warranty

Feature Icons

WA52A5500AW

WA52A5500AV

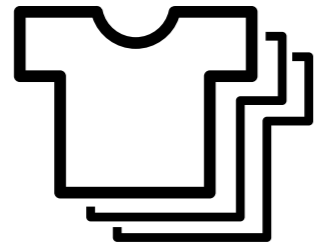
WA52A5500AC

**5.2 cu. ft. Large Capacity Smart Top Load Washer
with Super Speed Wash**

Feature Icons

Easy Ads link


<https://dam.gettyimages.com/p/z0c3461/external?o=AND&q=WA52A5500%20Icon>



Large 5.2 cu. ft. Capacity



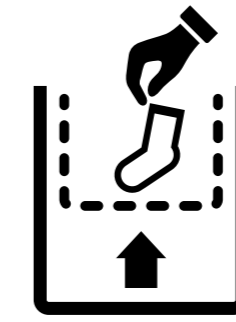
Super Speed Wash




Wi-Fi Connectivity



Active WaterJet



EZ Access Tub



Deep Fill

Product Overview

DVE52A5500W / DVG52A5500W

DVE52A5500V / DVG52A5500V

DVE52A5500C / DVG52A5500C

7.4 cu. ft. Smart Electric Dryer with Steam Sanitize+

7.4 cu. ft. Smart Gas Dryer with Steam Sanitize+

Product Overview

Product Titles

DVE52A5500W, DVE52A5500V, DVE52A5500C - 7.4 cu. ft. Smart Electric Dryer with Steam Sanitize+
DVG52A5500W, DVG52A5500V, DVG52A5500C - 7.4 cu. ft. Smart Gas Dryer with Steam Sanitize+

Product Short Description (224 Characters)

Samsung's new Smart Dryer is Wi-Fi connected so you can receive end of cycle alerts, schedule laundry from your smartphone,* and has a Steam Sanitize+ cycle that eliminates 99.9% of germs and bacteria** while relaxing wrinkles.

Product Long Description (335 Characters)

Samsung's new Smart Dryer has integrated Wi-Fi that allows you to remotely start or stop your cycle, schedule laundry on your time, and receive end of cycle alerts and more, right from your smartphone.* Also, the Steam Sanitize+ cycle eliminates 99.9% of germs and bacteria** while relaxing and smoothing away wrinkles from everyday wear.

*Requires wireless network, Samsung account and SmartThings App. The Samsung SmartThings App supports Android OS 4.0 (ICS) or later which is optimized for Samsung smartphones (Galaxy S and Galaxy Note series). This app also supports iOS 7 or later for iPhone models. SmartThings App available in App Store and Play Store.

**Based on internal testing and independently verified by Intertek.



Available Colors



White

Electric Dryer Model Number: DVE52A5500W

Electric Dryer UPC: 887276557748

Gas Dryer Model Number: DVG52A5500W

Gas Dryer UPC: 887276557816




Brushed Black

Electric Dryer Model Number: DVE52A5500V

Electric Dryer UPC: 887276557731

Gas Dryer Model Number: DVG52A5500V

Gas Dryer UPC: 887276557809



Champagne

Electric Dryer Model Number: DVE52A5500C

Electric Dryer UPC: 887276557724

Gas Dryer Model Number: DVG52A5500C

Gas Dryer UPC: 887276557793

Carousel Image Order

DVE52A5500W / DVG52A5500W

Easy Ads links

Retail.com: <https://dam.gettyimages.com/p/z0c3461/external?o=AND&q=DVE52A5500W%20Carousel%20Images%20RCOM>
Samsung.com: <https://dam.gettyimages.com/p/z0c3461/external?o=AND&q=DVE52A5500W%20Carousel%20Images%20SCOM>
360 Spin: DVE52A5500W <https://dam.gettyimages.com/p/z0c3461/external?o=AND&q=DVE52A5500W%20360%20Spins>
360 Spin: DVG52A5500W <https://dam.gettyimages.com/p/z0c3461/external?o=AND&q=DVG52A5500W%20360%20Spins>



Carousel Image Order

DVE52A5500V / DVG52A5500V

Easy Ads links

Retail.com: <https://dam.gettyimages.com/p/z0c3461/external?o=AND&q=DVE52A5500V%20Carousel%20Images%20RCOM>
Samsung.com: <https://dam.gettyimages.com/p/z0c3461/external?o=AND&q=DVE52A5500V%20Carousel%20Images%20SCOM>
360 Spin: DVE52A5500V <https://dam.gettyimages.com/p/z0c3461/external?o=AND&q=DVE52A5500V%20360%20Spins>
360 Spin: DVG52A5500V <https://dam.gettyimages.com/p/z0c3461/external?o=AND&q=DVG52A5500V%20360%20Spins>



Carousel Image Order

DVE52A5500C / DVG52A5500C

Easy Ads links

Retail.com: <https://dam.gettyimages.com/p/z0c3461/external?o=AND&q=DVE52A5500C%20Carousel%20Images%20RCOM>

Samsung.com: <https://dam.gettyimages.com/p/z0c3461/external?o=AND&q=DVE52A5500C%20Carousel%20Images%20SCOM>

360 Spin: DVE52A5500C <https://dam.gettyimages.com/p/z0c3461/external?o=AND&q=DVE52A5500C%20360%20Spins>

360 Spin: DVG52A5500C <https://dam.gettyimages.com/p/z0c3461/external?o=AND&q=DVG52A5500C%20360%20Spins>



Product Messaging

DVE52A5500W / DVG52A5500W

DVE52A5500V / DVG52A5500V




DVE52A5500C / DVG52A5500C

7.4 cu. ft. Smart Electric Dryer with Steam Sanitize+

7.4 cu. ft. Smart Gas Dryer with Steam Sanitize+




**Features and Benefits:
DVE(G)52A5500***

White Dryer Easy Ads link: <https://dam.gettyimages.com/p/z0c3461/external?o=AND&q=DVE52A5500W%20Below%20The%20Fold>
 Brushed Black Dryer Easy Ads link: <https://dam.gettyimages.com/p/z0c3461/external?o=AND&q=DVE52A5500V%20Below%20The%20Fold>
 Champagne Dryer Easy Ads link: <https://dam.gettyimages.com/p/z0c3461/external?o=AND&q=DVE52A5500C%20Below%20The%20Fold>

Headline	Feature Name	Long Body Copy	Short Body Copy	Associated Image
<p>Control in the palm of your hand</p>	<p>Wi-Fi Connectivity</p>	<p>Wi-Fi connected so you can receive end of cycle alerts, remotely start or stop your drying, schedule cycles on your time, and more, right from your smartphone with the SmartThings App.*</p> <p><small>*Requires wireless network, Samsung account and SmartThings App. The Samsung SmartThings App supports Android OS 4.0 (ICS) or later which is optimized for Samsung smartphones (Galaxy S and Galaxy Note series). This app also supports iOS 7 or later for iPhone models. SmartThings App available in App Store and Play Store.</small></p>	<p>Receive end of cycle alerts, remotely start, schedule, and more, from your smartphone with the SmartThings App.*</p> <p><small>*Requires wireless network, Samsung account and SmartThings App. The Samsung SmartThings App supports Android OS 4.0 (ICS) or later which is optimized for Samsung smartphones (Galaxy S and Galaxy Note series). This app also supports iOS 7 or later for iPhone models. SmartThings App available in App Store and Play Store.</small></p>	
<p>Freshen up clothes</p>	<p>Steam Sanitize+</p>	<p>The Steam Sanitize+ cycle removes 99.9% of germs and bacteria, over 95% of pollen, and kills 100% of dust mites.* Multi-Steam Technology steams away wrinkles, odors, and static.</p> <p><small>*Based on internal testing and independently verified by Intertek.</small></p>	<p>Steams away 99.9% of germs and bacteria,* while also reducing wrinkles and odors.</p> <p><small>*Based on internal testing and independently verified by Intertek.</small></p>	
<p>Worry-free drying</p>	<p>Sensor Dry</p>	<p>Automatically optimizes the time and temperature of your drying cycle to protect your clothes from heat damage, while avoiding excess energy use.*</p> <p><small>*The Sensor Dry icon turns on when in use.</small></p>	<p>Helps prevent overdrying for optimal fabric care.*</p> <p><small>*The Sensor Dry icon turns on when in use.</small></p>	




**Features and Benefits:
DVE(G)52A5500* (Continued)**

White Dryer Easy Ads link: <https://dam.gettyimages.com/p/z0c3461/external?o=AND&q=DVE52A5500W%20Below%20The%20Fold>
 Brushed Black Dryer Easy Ads link: <https://dam.gettyimages.com/p/z0c3461/external?o=AND&q=DVE52A5500V%20Below%20The%20Fold>
 Champagne Dryer Easy Ads link: <https://dam.gettyimages.com/p/z0c3461/external?o=AND&q=DVE52A5500C%20Below%20The%20Fold>

Headline	Feature Name	Long Body Copy	Short Body Copy	Associated Image
<p>Cleaner, safer vents</p>	<p>Vent Sensor</p>	<p>Vent Sensor continually monitors the condition of your dryer's air duct to ensure it is operating safely and efficiently. It automatically notifies you when it is time for a cleaning and prompts you to check for obstructions, so you can always maintain optimum drying performance.</p>	<p>Continuously monitors the condition of the air duct to ensure it's operating safely and efficiently.</p>	
<p>Easy to troubleshoot</p>	<p>Smart Care</p>	<p>Easy troubleshooting from the convenience of your smartphone.* Smart Care interacts with your washer and dryer to perform an immediate diagnosis and offer quick solutions.</p> <p><small>*Requires Samsung Smart Washer/Dryer App. The Samsung Smart Washer/Dryer App supports Android OS 2.3.6 or later and iOS 3 or later for iPhone models. Samsung Smart Washer/Dryer App available in App Store and Play Store.</small></p>	<p>Easy troubleshooting from the convenience of your smartphone.*</p> <p><small>*Requires Samsung Smart Washer/Dryer App. The Samsung Smart Washer/Dryer App supports Android OS 2.3.6 or later and iOS 3 or later for iPhone models. Samsung Smart Washer/Dryer App available in App Store and Play Store.</small></p>	
<p>N/A</p>	<p>Interior Drum Light</p>	<p>Put an end to stray socks or smaller laundry items that are hard to spot. An interior drum light brightly illuminates your laundry and the rest of the interior, so you can quickly and safely check your dryer's contents.</p>	<p>Put an end to stray socks or small items that are hard to spot.</p>	


**Features and Benefits:
DVE(G)52A5500* (Continued)**

White Dryer Easy Ads link: <https://dam.gettyimages.com/p/z0c3461/external?o=AND&q=DVE52A5500W%20Below%20The%20Fold>
 Brushed Black Dryer Easy Ads link: <https://dam.gettyimages.com/p/z0c3461/external?o=AND&q=DVE52A5500V%20Below%20The%20Fold>
 Champagne Dryer Easy Ads link: <https://dam.gettyimages.com/p/z0c3461/external?o=AND&q=DVE52A5500C%20Below%20The%20Fold>

Headline	Feature Name	Long Body Copy	Short Body Copy	Associated Image
<p>Flexible opening</p>	<p>Reversible Dryer Door</p>	<p>Choose the direction your dryer door opens to better suit your laundry room layout.</p>	<p>Choose the direction your dryer door opens.</p>	
<p>Easier use, for everyone</p>	<p>Accessibility (AUI, Braille)</p>	<p>Aiding the visually and hearing impaired, your washer and dryer now features audio assistance, playing a different sound for each option, and braille right next to key control panel buttons.</p>	<p>Designed for easy use for everyone.</p>	
<p>Fit more for fewer loads</p>	<p>Large 7.4 cu. ft. Capacity</p>	<p>Fewer loads, less time in the laundry room, and more time doing the things you love.</p>	<p>Fewer loads, less time in the laundry room.</p>	

**Features and Benefits:
DVE(G)52A5500* (Continued)**

White Dryer Easy Ads link: <https://dam.gettyimages.com/p/z0c3461/external?o=AND&q=DVE52A5500W%20Below%20The%20Fold>
 Brushed Black Dryer Easy Ads link: <https://dam.gettyimages.com/p/z0c3461/external?o=AND&q=DVE52A5500V%20Below%20The%20Fold>
 Champagne Dryer Easy Ads link: <https://dam.gettyimages.com/p/z0c3461/external?o=AND&q=DVE52A5500C%20Below%20The%20Fold>

Headline	Feature Name	Long Body Copy	Short Body Copy	Associated Image
<p>Stop the fluff</p>	<p>Lint Filter Indicator</p>	<p>Stop worrying about lint or fluff building up and blocking your dryer’s air intake. The Lint Filter Indicator light on the control panel will provide you with a helpful reminder when it is time to clean the filter, so your dryer maintains optimal performance.</p>	<p>The Lint Filter Indicator light lets you know when it is time to clean the filter.</p>	

Product Specs

DVE52A5500W / DVG52A5500W

DVE52A5500V / DVG52A5500V

DVE52A5500C / DVG52A5500C

7.4 cu. ft. Smart Electric Dryer with Steam Sanitize+

7.4 cu. ft. Smart Gas Dryer with Steam Sanitize+

Related Products and Accessories

Model Number	Agitator Version	Type	Color
WA52A5500AW	WA51A5505AW	Top Load Washer	White
WA52A5500AV	WA51A5505AV	Top Load Washer	Brushed Black
WA52A5500AC	WA51A5505AC	Top Load Washer	Champagne

Gas Dryer Conversion Kit	Dryer Vent Kit
LPKIT-4	DV-2A

Spec Sheets

Easy Ads link

https://dam.gettyimages.com/p/z0c3461/external?o=AND&q=DV*52A5500%20Spec%20Sheet

DVE52A5500W | DVE52A5500V | DVE52A5500C
Samsung 7.4 cu. ft. Smart Electric Dryer with Steam Sanitize+



Available Colors

- White DVE52A5500W
- Brushed Black DVE52A5500V
- Champagne DVE52A5500C

Dimensions
Required dimensions for installation:
44 11/16" (height)
27" (width)
30 1/4" (depth)

Installation Specifications – Side-by-Side
If the washer and dryer are installed together or the dryer alone, the closet front must have two unobstructed air openings for a combined minimum total area of 72-inch². Your washer alone does not require a specific air opening.

Alcove or closet installation
Minimum clearance for closet and alcove installations:
Recessed Area: 21" (height)
Side View Confined: 21" (height)

Connection Dimensions
Back and Side View of Electric Dryer:
6 1/8" (width)
14 1/8" (width)
3 1/8" (height)
7" (height)
4 13/16" (height)
8" (width)

LEGEND:
● Cold Water Connection

Actual color may vary. Design, specifications, and color availability are subject to change without notice. Non-metric weights and measurements are approximate.
©2021 Samsung Electronics America, Inc.
55 Challenger Blvd., Ridgefield Park, NJ 07640.
Tel: 800-SAMSUNG, samsung.com. Samsung is a registered trademark of Samsung Electronics Co., Ltd.

SAMSUNG

Features

- Wi-Fi Connectivity*
- Steam Sanitize+
- Sensor Dry
- Vent Sensor
- Smart Care
- Interior Drum Light
- Reversible Door
- Accessibility (AUI, Braille)
- Large 7.4 cu. ft. Capacity
- Lint Filter Indicator
- 18 Total Drying Cycles
- 10 Options
- 5 Temperature Settings
- 4-Way Venting

Convenience

- Child Lock
- Lint Filter Indicator

Rating
644 kWh/yr

Electrical Requirements
120 V / 240 V / 60 Hz
30 Amps

Specifications
12 Preset Drying Cycles: Refresh, Steam Sanitize+, Normal, Heavy Duty, Permanent Press, Bedding, Delicates, Activewear, Time Dry, Air Fluff, Quick Dry, Downloaded

6 Downloadable Drying Cycles: Wrinkle Away, Eco Normal, Towels, Shirts, Denim, Rack Dry

10 Options: Damp Alert, Wrinkle Prevent, Adjust Time (Up), Adjust Time (Down), Child Lock, Alarm Off, Eco Dry, Smart Care, Drum Light, Smart Control

5 Temperature Settings: High, Medium High, Medium, Medium Low, Low

5 Dry Levels: More Dry, Normal-More Dry, Normal Dry, Normal-Less Dry, Less Dry

Warranty
One (1) Year Parts and Labor

Product Dimensions & Weight (WxHxD)
Dimensions: 27" x 44 11/16" x 30 1/4"
Weight: 119.0 lbs

Shipping Dimensions & Weight (WxHxD)
Dimensions: 29 1/8" x 47 7/16" x 31 1/16"
Weight: 125.7 lbs

Electric Dryer

Model #	UPC Code
White DVE52A5500W	887276557748
Brushed Black DVE52A5500V	887276557731
Champagne DVE52A5500C	887276557724

Gas Dryer

Model #	UPC Code
White DVG52A5500W	887276557816
Brushed Black DVG52A5500V	887276557809
Champagne DVG52A5500C	887276557793

Matching Washer

Model #	UPC Code
White WA52A5500AW	887276552873
Brushed Black WA52A5500AV	887276552866
Champagne WA52A5500AC	887276573090


Optional Accessories

Model #	UPC Code
Vent Kit DV-2A	887276146416

*Requires wireless network, Samsung account and Samsung SmartThings App. The Samsung Smart Things App supports Android OS 4.0 (ICS) or later which is optimized for Samsung smartphones (Galaxy S and Galaxy Note series). This app also supports iOS 7 or later for iPhone models. Samsung SmartThings App available in App Store and Play Store.

Electric Dryer Spec Sheet - page 1

DVE52A5500W | DVE52A5500V | DVE52A5500C
Samsung 7.4 cu. ft. Smart Electric Dryer with Steam Sanitize+



Available Colors

- White DVE52A5500W
- Brushed Black DVE52A5500V
- Champagne DVE52A5500C

Dimensions
Required dimensions for installation:
44 11/16" (height)
27" (width)
30 1/4" (depth)

Installation Specifications – Side-by-Side
If the washer and dryer are installed together or the dryer alone, the closet front must have two unobstructed air openings for a combined minimum total area of 72-inch². Your washer alone does not require a specific air opening.

Alcove or closet installation
Minimum clearance for closet and alcove installations:
Recessed Area: 21" (height)
Side View Confined: 21" (height)

Connection Dimensions
Back and Side View of Electric Dryer:
6 1/8" (width)
14 1/8" (width)
3 1/8" (height)
7" (height)
4 13/16" (height)
8" (width)

LEGEND:
● Cold Water Connection

Actual color may vary. Design, specifications, and color availability are subject to change without notice. Non-metric weights and measurements are approximate.
©2021 Samsung Electronics America, Inc.
55 Challenger Blvd., Ridgefield Park, NJ 07640.
Tel: 800-SAMSUNG, samsung.com. Samsung is a registered trademark of Samsung Electronics Co., Ltd.

SAMSUNG

Features

- Wi-Fi Connectivity*
- Steam Sanitize+
- Sensor Dry
- Vent Sensor
- Smart Care
- Interior Drum Light
- Reversible Door
- Accessibility (AUI, Braille)
- Large 7.4 cu. ft. Capacity
- Lint Filter Indicator
- 18 Total Drying Cycles
- 10 Options
- 5 Temperature Settings
- 3-Way Venting

Convenience

- Child Lock
- Lint Filter Indicator

Electrical Requirements
120 V / 60 Hz
15 Amps

Specifications
12 Preset Drying Cycles: Refresh, Steam Sanitize+, Normal, Heavy Duty, Permanent Press, Bedding, Delicates, Activewear, Time Dry, Air Fluff, Quick Dry, Downloaded

6 Downloadable Drying Cycles: Wrinkle Away, Eco Normal, Towels, Shirts, Denim, Rack Dry

10 Options: Damp Alert, Wrinkle Prevent, Adjust Time (Up), Adjust Time (Down), Child Lock, Alarm Off, Eco Dry, Smart Care, Drum Light, Smart Control

5 Temperature Settings: High, Medium High, Medium, Medium Low, Low

5 Dry Levels: More Dry, Normal-More Dry, Normal Dry, Normal-Less Dry, Less Dry

Warranty
One (1) Year Parts and Labor

Product Dimensions & Weight (WxHxD)
Dimensions: 27" x 44 11/16" x 30 1/4"
Weight: 119.0 lbs

Shipping Dimensions & Weight (WxHxD)
Dimensions: 29 1/8" x 47 7/16" x 31 1/16"
Weight: 125.7 lbs

Electric Dryer

Model #	UPC Code
White DVE52A5500W	887276557748
Brushed Black DVE52A5500V	887276557731
Champagne DVE52A5500C	887276557724

Matching Washer

Model #	UPC Code
White WA52A5500AW	887276552873
Brushed Black WA52A5500AV	887276552866
Champagne WA52A5500AC	887276573090


Optional Accessories

Model #	UPC Code
Vent Kit DV-2A	887276146416
Gas to Propane Converter Kit LPKIT-4	887276352787

*Requires wireless network, Samsung account and Samsung SmartThings App. The Samsung Smart Things App supports Android OS 4.0 (ICS) or later which is optimized for Samsung smartphones (Galaxy S and Galaxy Note series). This app also supports iOS 7 or later for iPhone models. Samsung SmartThings App available in App Store and Play Store.

Electric Dryer Spec Sheet - page 2

DVG52A5500W | DVG52A5500V | DVG52A5500C
Samsung 7.4 cu. ft. Smart Gas Dryer with Steam Sanitize+



Available Colors

- White DVG52A5500W
- Brushed Black DVG52A5500V
- Champagne DVG52A5500C

Dimensions
Required dimensions for installation:
44 11/16" (height)
27" (width)
30 1/4" (depth)

Installation Specifications – Side-by-Side
If the washer and dryer are installed together or the dryer alone, the closet front must have two unobstructed air openings for a combined minimum total area of 72-inch². Your washer alone does not require a specific air opening.

Alcove or closet installation
Minimum clearance for closet and alcove installations:
Recessed Area: 21" (height)
Side View Confined: 21" (height)

Connection Dimensions
Back and Side View of Gas Dryer:
6 1/8" (width)
14 1/8" (width)
3 1/8" (height)
7" (height)
4 13/16" (height)
8" (width)

LEGEND:
● Cold Water Connection
● Gas Connection

Actual color may vary. Design, specifications, and color availability are subject to change without notice. Non-metric weights and measurements are approximate.
©2021 Samsung Electronics America, Inc.
55 Challenger Blvd., Ridgefield Park, NJ 07640.
Tel: 800-SAMSUNG, samsung.com. Samsung is a registered trademark of Samsung Electronics Co., Ltd.

SAMSUNG

Features

- Wi-Fi Connectivity*
- Steam Sanitize+
- Sensor Dry
- Vent Sensor
- Smart Care
- Interior Drum Light
- Reversible Door
- Accessibility (AUI, Braille)
- Large 7.4 cu. ft. Capacity
- Lint Filter Indicator
- 18 Total Drying Cycles
- 10 Options
- 5 Temperature Settings
- 3-Way Venting

Convenience

- Child Lock
- Lint Filter Indicator

Electrical Requirements
120 V / 60 Hz
15 Amps

Specifications
12 Preset Drying Cycles: Refresh, Steam Sanitize+, Normal, Heavy Duty, Permanent Press, Bedding, Delicates, Activewear, Time Dry, Air Fluff, Quick Dry, Downloaded

6 Downloadable Drying Cycles: Wrinkle Away, Eco Normal, Towels, Shirts, Denim, Rack Dry

10 Options: Damp Alert, Wrinkle Prevent, Adjust Time (Up), Adjust Time (Down), Child Lock, Alarm Off, Eco Dry, Smart Care, Drum Light, Smart Control

5 Temperature Settings: High, Medium High, Medium, Medium Low, Low

5 Dry Levels: More Dry, Normal-More Dry, Normal Dry, Normal-Less Dry, Less Dry

Warranty
One (1) Year Parts and Labor

Product Dimensions & Weight (WxHxD)
Dimensions: 27" x 44 11/16" x 30 1/4"
Weight: 119.0 lbs

Shipping Dimensions & Weight (WxHxD)
Dimensions: 29 1/8" x 47 7/16" x 31 1/16"
Weight: 125.7 lbs

Gas Dryer

Model #	UPC Code
White DVG52A5500W	887276557816
Brushed Black DVG52A5500V	887276557809
Champagne DVG52A5500C	887276557793

Electric Dryer

Model #	UPC Code
White DVE52A5500W	887276557748
Brushed Black DVE52A5500V	887276557731
Champagne DVE52A5500C	887276557724

Matching Washer

Model #	UPC Code
White WA52A5500AW	887276552873
Brushed Black WA52A5500AV	887276552866
Champagne WA52A5500AC	887276573090

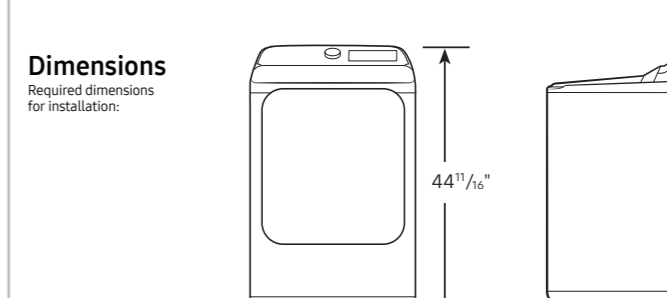
Optional Accessories

Model #	UPC Code
Vent Kit DV-2A	887276146416
Gas to Propane Converter Kit LPKIT-4	887276352787

*Requires wireless network, Samsung account and Samsung SmartThings App. The Samsung Smart Things App supports Android OS 4.0 (ICS) or later which is optimized for Samsung smartphones (Galaxy S and Galaxy Note series). This app also supports iOS 7 or later for iPhone models. Samsung SmartThings App available in App Store and Play Store.

Gas Dryer Spec Sheet - page 1

DVG52A5500W | DVG52A5500V | DVG52A5500C
Samsung 7.4 cu. ft. Smart Gas Dryer with Steam Sanitize+



Available Colors

- White DVG52A5500W
- Brushed Black DVG52A5500V
- Champagne DVG52A5500C

Dimensions
Required dimensions for installation:
44 11/16" (height)
27" (width)
30 1/4" (depth)

Installation Specifications – Side-by-Side
If the washer and dryer are installed together or the dryer alone, the closet front must have two unobstructed air openings for a combined minimum total area of 72-inch². Your washer alone does not require a specific air opening.

Alcove or closet installation
Minimum clearance for closet and alcove installations:
Recessed Area: 21" (height)
Side View Confined: 21" (height)

Connection Dimensions
Back and Side View of Gas Dryer:
6 1/8" (width)
14 1/8" (width)
3 1/8" (height)
7" (height)
4 13/16" (height)
8" (width)

LEGEND:
● Cold Water Connection
● Gas Connection

Actual color may vary. Design, specifications, and color availability are subject to change without notice. Non-metric weights and measurements are approximate.
©2021 Samsung Electronics America, Inc.
55 Challenger Blvd., Ridgefield Park, NJ 07640.
Tel: 800-SAMSUNG, samsung.com. Samsung is a registered trademark of Samsung Electronics Co., Ltd.

SAMSUNG

Features

- Wi-Fi Connectivity*
- Steam Sanitize+
- Sensor Dry
- Vent Sensor
- Smart Care
- Interior Drum Light
- Reversible Door
- Accessibility (AUI, Braille)
- Large 7.4 cu. ft. Capacity
- Lint Filter Indicator
- 18 Total Drying Cycles
- 10 Options
- 5 Temperature Settings
- 3-Way Venting

Convenience

- Child Lock
- Lint Filter Indicator

Electrical Requirements
120 V / 60 Hz
15 Amps

Specifications
12 Preset Drying Cycles: Refresh, Steam Sanitize+, Normal, Heavy Duty, Permanent Press, Bedding, Delicates, Activewear, Time Dry, Air Fluff, Quick Dry, Downloaded

6 Downloadable Drying Cycles: Wrinkle Away, Eco Normal, Towels, Shirts, Denim, Rack Dry

10 Options: Damp Alert, Wrinkle Prevent, Adjust Time (Up), Adjust Time (Down), Child Lock, Alarm Off, Eco Dry, Smart Care, Drum Light, Smart Control

5 Temperature Settings: High, Medium High, Medium, Medium Low, Low

5 Dry Levels: More Dry, Normal-More Dry, Normal Dry, Normal-Less Dry, Less Dry

Warranty
One (1) Year Parts and Labor

Product Dimensions & Weight (WxHxD)
Dimensions: 27" x 44 11/16" x 30 1/4"
Weight: 119.0 lbs

Shipping Dimensions & Weight (WxHxD)
Dimensions: 29 1/8" x 47 7/16" x 31 1/16"
Weight: 125.7 lbs

Gas Dryer

Model #	UPC Code
White DVG52A5500W	887276557816
Brushed Black DVG52A5500V	887276557809
Champagne DVG52A5500C	887276557793

Electric Dryer

Model #	UPC Code
White DVE52A5500W	887276557748
Brushed Black DVE52A5500V	887276557731
Champagne DVE52A5500C	887276557724

Matching Washer

Model #	UPC Code
White WA52A5500AW	887276552873
Brushed Black WA52A5500AV	887276552866
Champagne WA52A5500AC	887276573090

Optional Accessories

Model #	UPC Code
Vent Kit DV-2A	887276146416
Gas to Propane Converter Kit LPKIT-4	887276352787


*Requires wireless network, Samsung account and Samsung SmartThings App. The Samsung Smart Things App supports Android OS 4.0 (ICS) or later which is optimized for Samsung smartphones (Galaxy S and Galaxy Note series). This app also supports iOS 7 or later for iPhone models. Samsung SmartThings App available in App Store and Play Store.

Gas Dryer Spec Sheet - page 2

User Manual and Warranty

Easy Ads link

<https://dam.gettyimages.com/p/z0c3461/external?o=AND&q=DVE52A5500W%20User%20Manual>



User Manual - Electric and Gas Dryers

Easy Ads link

[https://dam.gettyimages.com/p/z0c3461/external?o=AND&q=DVE\(G\)52A5500W%20Warranty](https://dam.gettyimages.com/p/z0c3461/external?o=AND&q=DVE(G)52A5500W%20Warranty)

Warranty (U.S.A) – SAMSUNG DRYER

Models:

DVE(G)52A5500W
DVE(G)52A5500V
DVE(G)52A5500C

LIMITED WARRANTY TO ORIGINAL PURCHASER WITH PROOF OF PURCHASE

This SAMSUNG brand product, as supplied and distributed by SAMSUNG ELECTRONICS AMERICA INC. (SAMSUNG) and delivered new, in the original carton to the original consumer purchaser, is warranted by SAMSUNG against manufacturing defects in materials or workmanship for the limited warranty period, starting from the date of original purchase, of:

One (1) Year Parts and Labor

This limited warranty is valid only on products purchased and used in the United States that have been installed, operated, and maintained according to the instructions attached to or furnished with the product. To receive warranty service, the purchaser must contact SAMSUNG at the address or phone number provided below for problem determination and service procedures. Warranty service can only be performed by a SAMSUNG authorized service center. The original dated bill of sale must be presented upon request as proof of purchase to SAMSUNG or SAMSUNG's authorized service center to receive warranty service.

SAMSUNG will provide in-home service within the contiguous United States during the warranty period at no charge, subject to availability of SAMSUNG authorized servicers within the customer's geographic area. If in-home service is not available, SAMSUNG may elect, at its option, to provide transportation of the product to and from an authorized service center. If the product is located in an area where service by a SAMSUNG authorized servicer is not available, you may be responsible for a trip charge or required to bring the product to a SAMSUNG authorized service center for service.

To receive in-home service, product must be unobstructed and accessible to the service agent.

During the applicable warranty period, a product will be repaired, replaced, or the purchase price refunded, at the sole option of SAMSUNG. SAMSUNG may use new or reconditioned parts in repairing a product, or replace the product with a new or reconditioned product. Replacement parts and products are warranted for the remaining portion of the original product's warranty or ninety (90) days, whichever is longer. All replaced parts and products are the property of SAMSUNG and you must return them to SAMSUNG.

Warranty - Electric and Gas Dryers

Feature Icons

DVE52A5500W / DVG52A5500W

DVE52A5500V / DVG52A5500V

DVE52A5500C / DVG52A5500C


7.4 cu. ft. Smart Electric Dryer with Steam Sanitize+

7.4 cu. ft. Smart Gas Dryer with Steam Sanitize+


Feature Icons

Easy Ads link

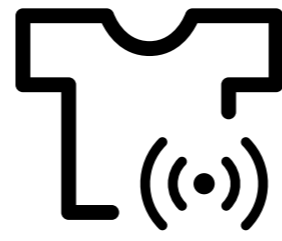
<https://dam.gettyimages.com/p/z0c3461/external?o=AND&q=DVE52A5500%20Icon>



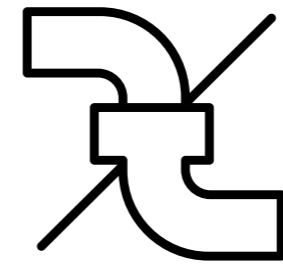
Wi-Fi Connectivity



Steam Sanitize+



Sensor Dry



Vent Sensor



Smart Care

SAMSUNG