

ASSEMBLY INSTRUCTION




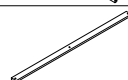

Description : KING BED

Model : SANTORINI-METALLIC WHITE-KB-HB / FB & SLATS / SR


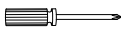
METALLIC WHITE/MARBLE

Thank you for purchasing this quality product. Be sure to check all packing material carefully for small parts that may have come loose inside the carton during shipment.

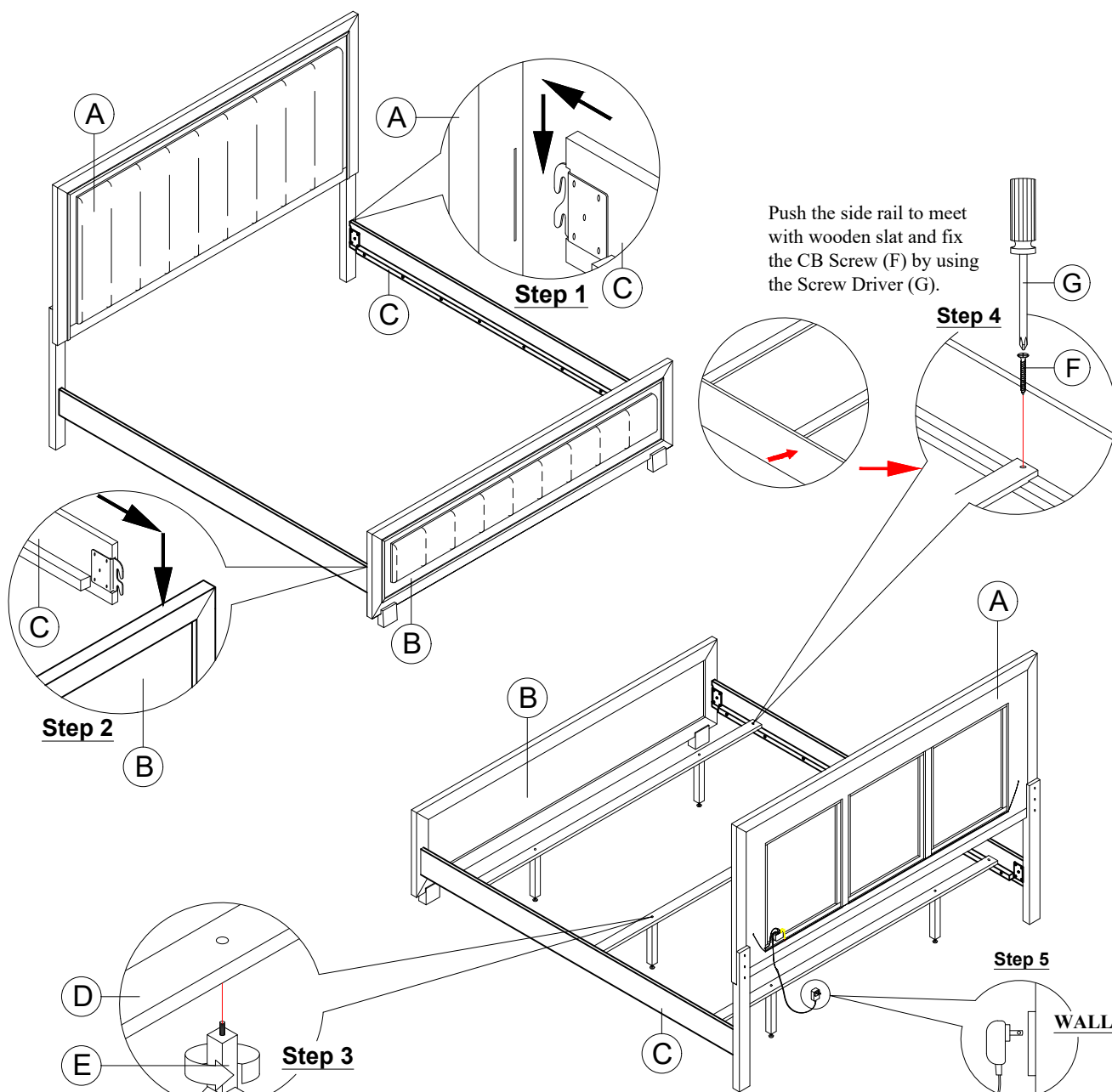
PART LIST :

| No. | Description | Diagram | Quantity |
|-----|----------------|---|----------|
| A | HEADBOARD |  | 1 |
| B | FOOTBOARD |  | 1 |
| C | SIDE RAIL |  | 2 |
| D | WOODEN SLAT |  | 3 |
| E | WOODEN SUPPORT |  | 6 |

HARDWARE LIST :

| No. | Description | Diagram | Size | Quantity |
|-----|------------------|---|-----------|----------|
| F | CB SCREW |  | M4 x 32mm | 6 |
| G | SCREW DRIVER (*) |  | | 1 |

(*) The manufacturer does not provide item G.



Made In Malaysia

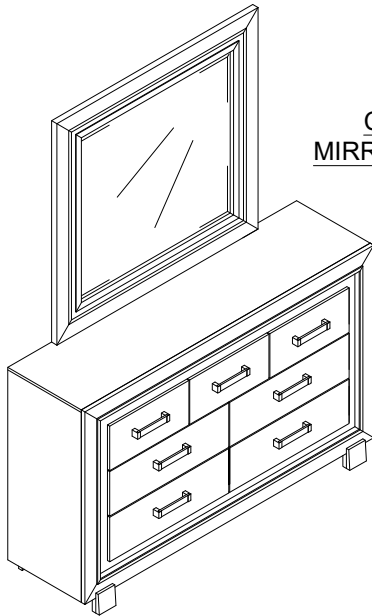
1856WCS GLO KING BED

ASSEMBLY INSTRUCTION

Model : SANTORINI-METALLIC WHITE-DR & MR

Description : MIRROR & DRESSER
METALLIC WHITE MARBLE

Thank you for purchasing this quality product. Be sure to check all packing material carefully for small parts that may have come loose inside the carton during shipment.



**COMPLETED
MIRROR & DRESSER
ASSEMBLY**

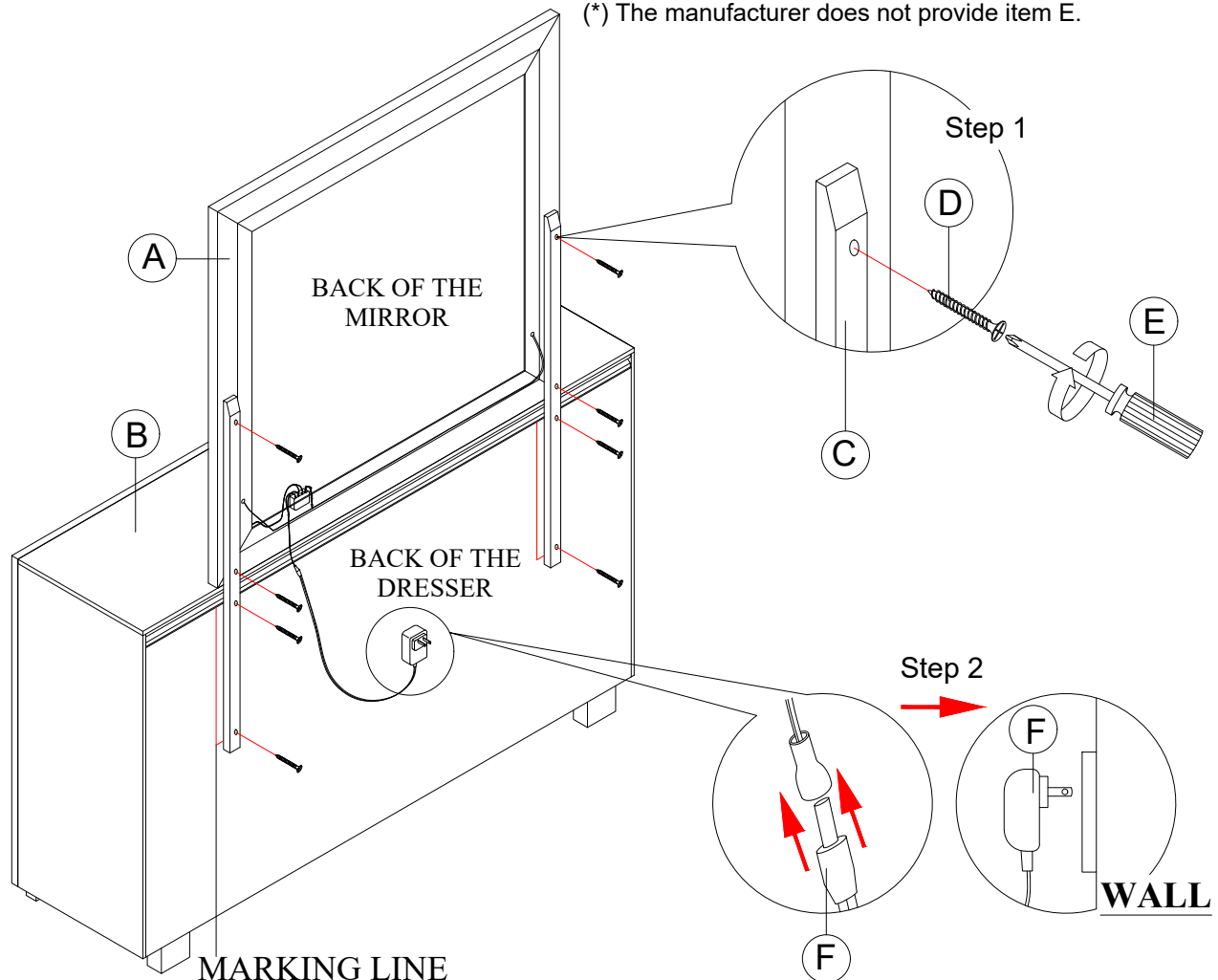
PART LIST :

| No. | Description | Diagram | Quantity |
|-----|----------------|---------|----------|
| A | MIRROR | | 1 |
| B | DRESSER | | 1 |
| C | MIRROR SUPPORT | | 2 |

HARDWARE LIST :

| No. | Description | Diagram | Size | Quantity |
|-----|------------------|---------|-----------|----------|
| D | CB SCREW | | M4 x 32mm | 8 |
| E | SCREW DRIVER (*) | | | 1 |
| F | ADAPTOR | | | 1 |

(*) The manufacturer does not provide item E.



Made In Malaysia

1856WCS GLO MIRROR & DRESSER

ASSEMBLY INSTRUCTION




Model : SANTORINI - METALLIC WHITE - CH

Description : CHEST





METALLIC WHITE/MARBLE

Thank you for purchasing this quality product. Be sure to check all packing material carefully for small parts that may have come loose inside the carton during shipment.

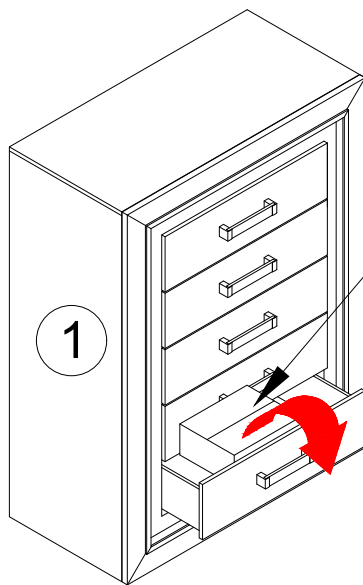
PART LIST :

| No. | Description | Diagram | Quantity |
|-----|----------------|---|----------|
| 1 | CHEST |  | 1 |
| A | BUN FOOT FRONT |  | 2 |
| B | BUN FOOT BACK |  | 2 |

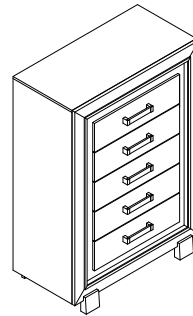
HARDWARE LIST :

| No. | Description | Diagram | Size | Quantity |
|-----|------------------|---|-----------|----------|
| C | JCBC SCREW |  | M6 x 45mm | 8 |
| D | SPRING WASHER |  | M6 x 13mm | 8 |
| E | FLAT WASHER |  | M6 x 13mm | 8 |
| F | ALLEN KEY (LONG) |  | M4 | 1 |

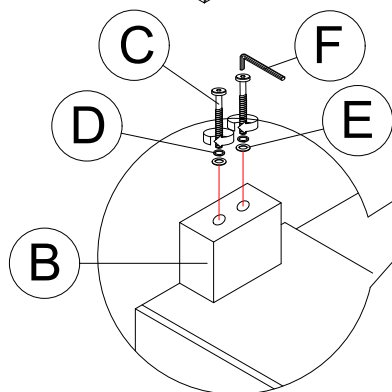
Step 1



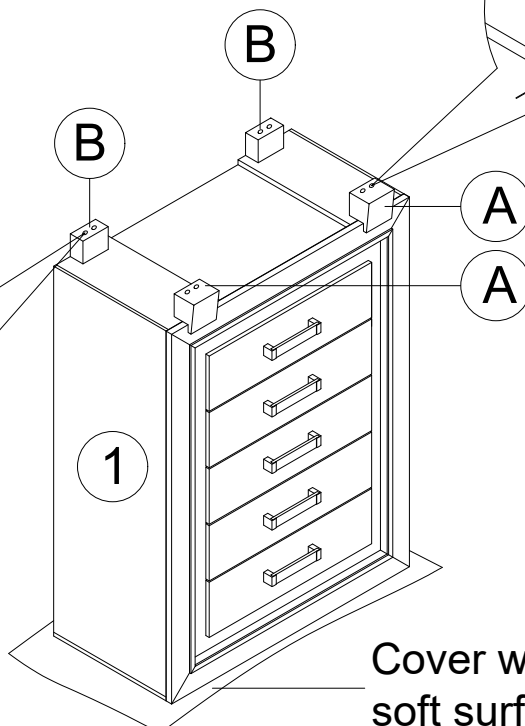
Bun Foot's Box



COMPLETED CHEST ASSEMBLY



Step 2.1



Cover with flat & soft surface

Step 2

Made In Malaysia

1856WCS GLO CHEST





ASSEMBLY INSTRUCTION

Model : SANTORINI - METALLIC WHITE - DR







Description : DRESSER
METALLIC WHITE/MARBLE


Thank you for purchasing this quality product. Be sure to check all packing material carefully for small parts that may have come loose inside the carton during shipment.

PART LIST :

| No. | Description | Diagram | Quantity |
|-----|----------------|---|----------|
| 1 | DRESSER |  | 1 |
| A | BUN FOOT FRONT |  | 2 |
| B | BUN FOOT BACK |  | 2 |
| C | CENTER SUPPORT |  | 1 |

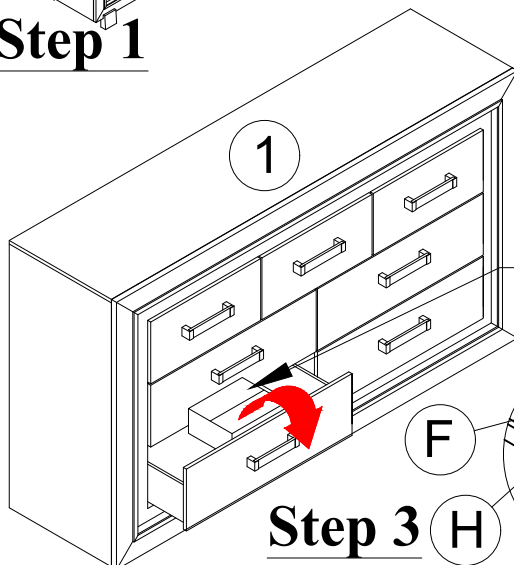
HARDWARE LIST :

| No. | Description | Diagram | Size | Quantity |
|-----|------------------|---|-----------|----------|
| D | JCBC SCREW |  | M6 x 45mm | 8 |
| E | JCBC SCREW |  | M6 x 35mm | 4 |
| F | SPRING WASHER |  | M6 x 13mm | 12 |
| G | SPRING WASHER |  | M6 x 13mm | 8 |
| H | FLAT WASHER |  | M6 x 19mm | 4 |
| I | ALLEN KEY (LONG) |  | M4 | 1 |



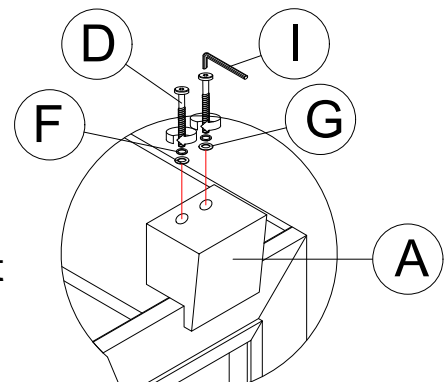
**COMPLETED
DRESSER
ASSEMBLY**

Step 1

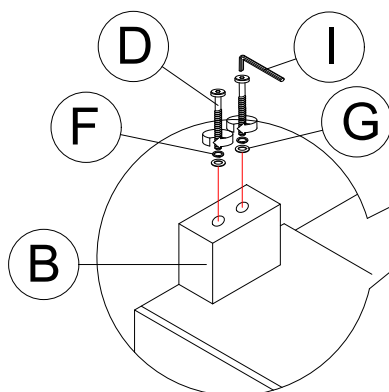


Bun Foot's
Box &
Center Support

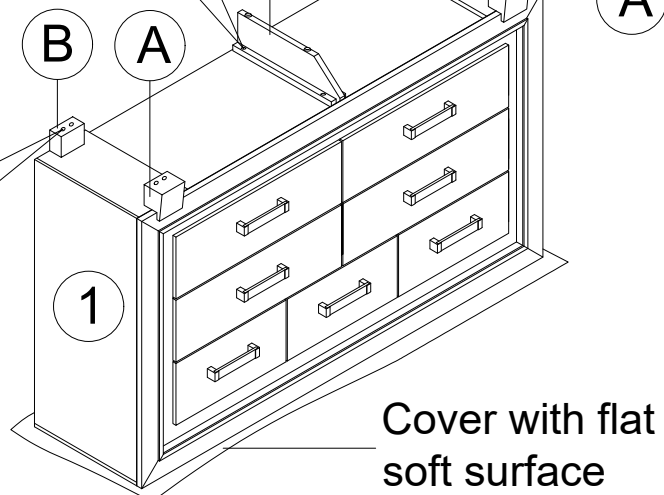
Step 3



Step 2



Step 2.1



Cover with flat &
soft surface

Made In Malaysia








1856WCS GLO DRESSER

ASSEMBLY INSTRUCTION

Model : SANTORINI - METALLIC WHITE - NS

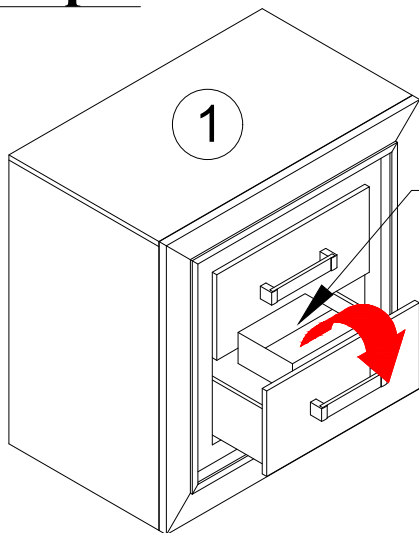
Description : NIGHTSTAND
METALLIC WHITE/MARBLE

Thank you for purchasing this quality product. Be sure to check all packing material carefully for small parts that may have come loose inside the carton during shipment.

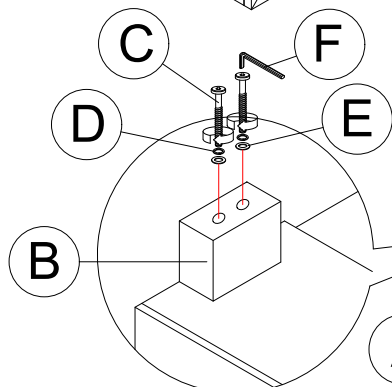
| PART LIST : | | | | HARDWARE LIST : | | | | |
|-------------|----------------|---|----------|-----------------|------------------|---|-----------|----------|
| No. | Description | Diagram | Quantity | No. | Description | Diagram | Size | Quantity |
| 1 | NIGHT STAND |  | 1 | C | JCBC SCREW |  | M6 x 45mm | 8 |
| A | BUN FOOT FRONT |  | 2 | D | SPRING WASHER |  | M6 x 13mm | 8 |
| B | BUN FOOT BACK |  | 2 | E | FLAT WASHER |  | M6 x 13mm | 8 |
| | | | | F | ALLEN KEY (LONG) |  | M4 | 1 |

Step 1

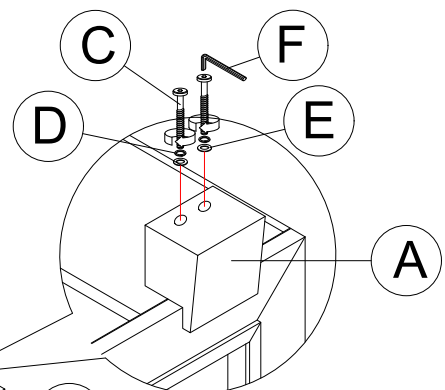
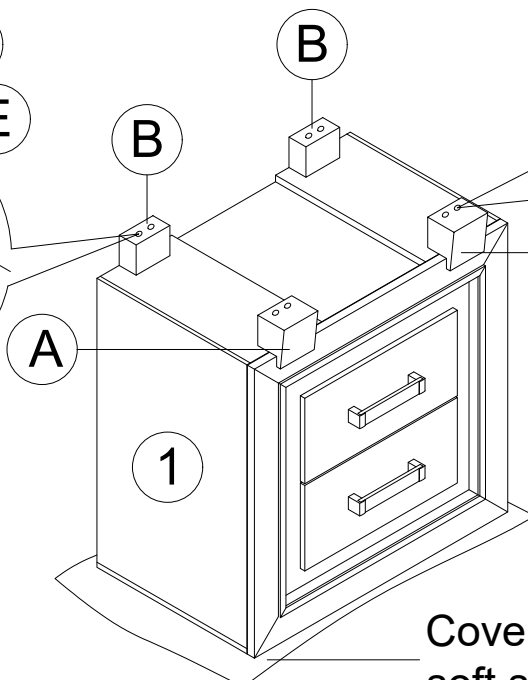
COMPLETED CHEST ASSEMBLY



Bun Foot's Box



Step 2.1



Step 2

Cover with flat & soft surface

Made In Malaysia

1856WCS GLO NIGHT STAND