

P1 X1

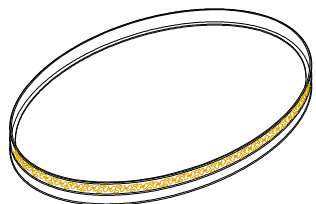
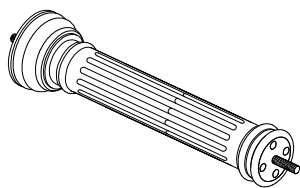



Table Top

P2 X1

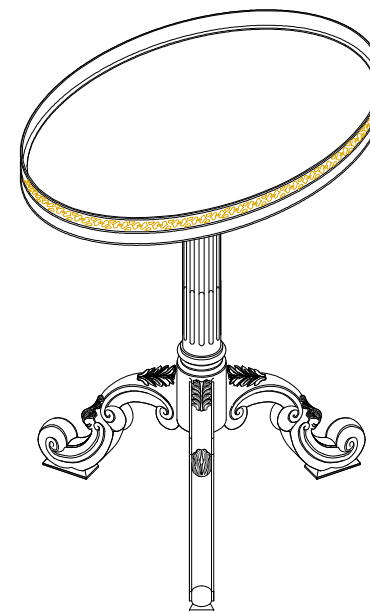
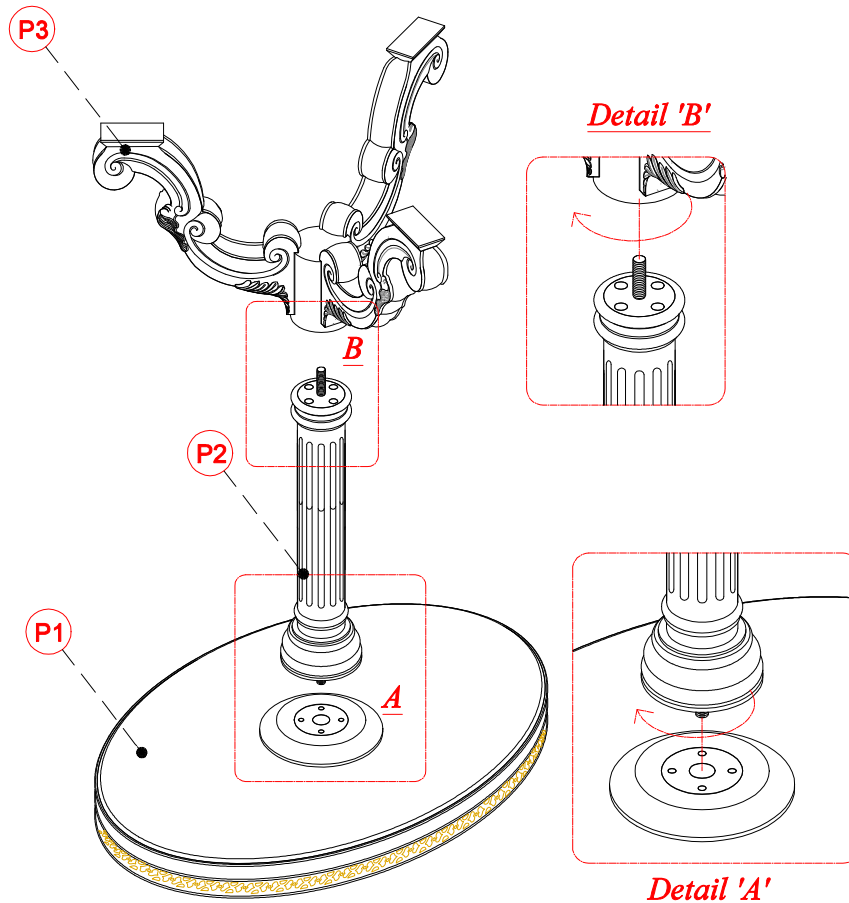


Center Post

P3 X1



Base



INSTRUCTIONS :

1. Unpack and check packing list if it is complete. Make sure to put carton free and styro pur from debris that may cause damage to the item. Turn the table top (P1) upside down. Assemble the center post (P2) to the table top (P1) by turning clockwise until it is fix or tighten. Refer *detail 'A'*.
2. Assemble the table leg (P3) to the center post (P2) by turning clockwise until it is fix or tighten. Refer *detail 'B'*.
3. Item is ready to use .