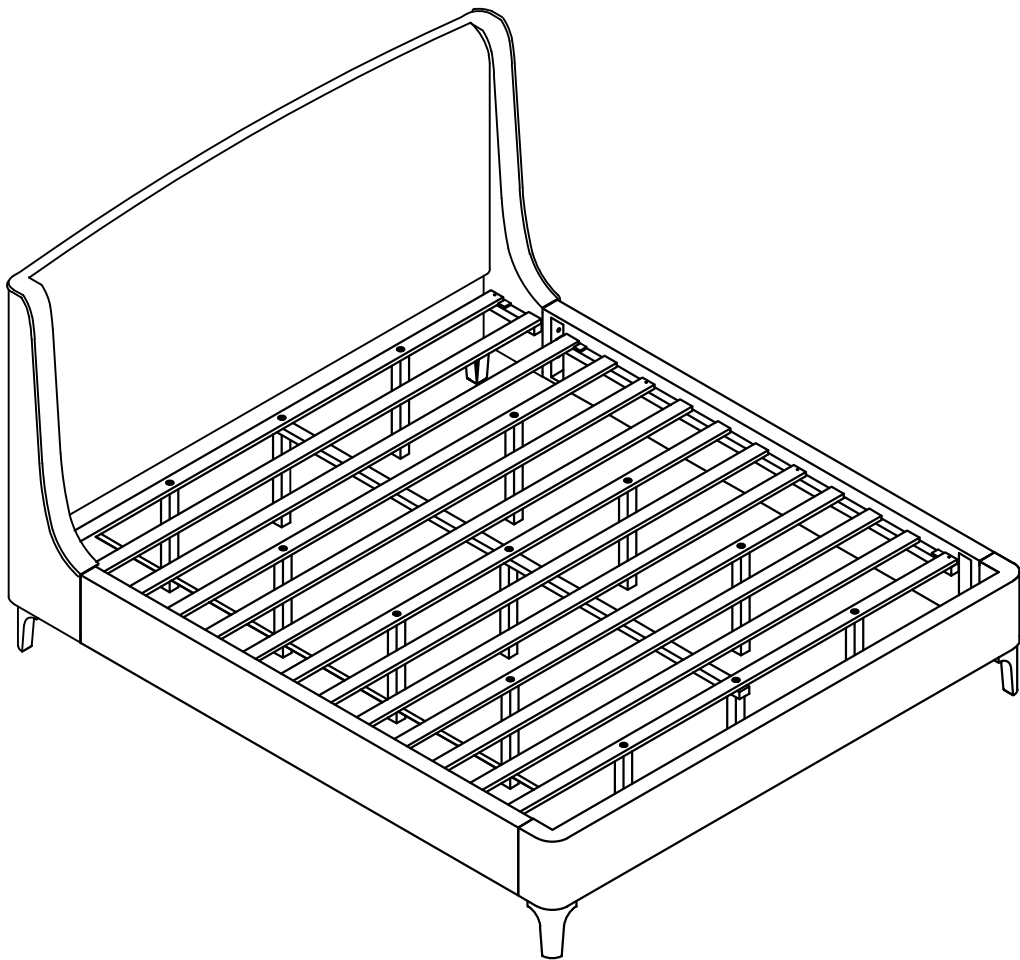


ASSEMBLY INSTRUCTIONS COASTER FINE FURNITURE



Fine Furniture for every stage of life

306021KE(B1&B2) ***Eastern King Bed***

ITEM: 306021KE(B1&B2)



ASSEMBLY INSTRUCTIONS

ASSEMBLY TIPS:

1. Remove hardware from box and sort by size.
2. Please check to see that all hardware and parts are present prior to start of assembly.
3. Please follow attached instructions in the same sequence as numbered to assure fast & easy assembly.



WARNING!

1. Don't attempt to repair or modify parts that are broken or defective. Please contact the store immediately.
2. This product is for home use only and not intended for commercial establishments.



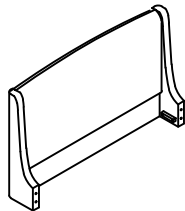
ASSEMBLY TIME

30 MINUTES

PARTS IDENTIFICATION

B1 (BOX1)

A HEADBOARD PANEL



1PC

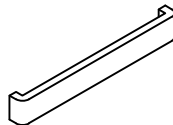
B HEADBOARD LEG



2PCS

B2 (BOX2)

C FOOTBOARD PANEL



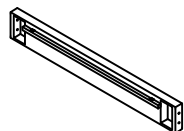
1PC

D FOOTBOARD LEG



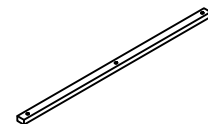
2PCS

E BED RAIL




2PCS

F CENTER RAIL



1PC

G ROLL SLAT
(13PCS)



1SET

H CENTER RAIL SUPPORT
WITH LEVELER



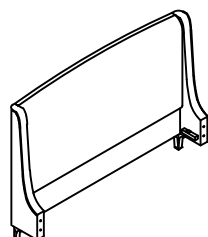
3PCS

I BED SLAT SUPPORT
WITH LEVELER



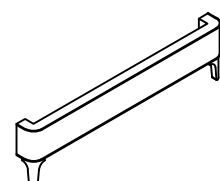
10PCS

HB 306021KE(B1)
FROM BOX1
HEADBOARD
COMPLETE



1PC

FB 306021KE(B2)
FROM BOX2
HEADBOARD
COMPLETE



1PC

ITEM: 306021KE(B1&B2)



ASSEMBLY INSTRUCTIONS

ASSEMBLY TIPS:

1. Remove hardware from box and sort by size.
2. Please check to see that all hardware and parts are present prior to start of assembly.
3. Please follow attached instructions in the same sequence as numbered to assure fast & easy assembly.



WARNING!

1. Don't attempt to repair or modify parts that are broken or defective. Please contact the store immediately.
2. This product is for home use only and not intended for commercial establishments.







ASSEMBLY TIME







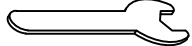

30 MINUTES

HARDWARE IDENTIFICATION

Z-B1 (BOX1) - HARDWARE PACK IS LOCATED IN 306021KE(B1)

1	BOLT (Ø5/16" x 50mm - RBW)		4PCS	2	FLAT WASHER (Ø5/16" - RBW)		4PCS
3	LOCK WASHER (Ø5/16" - RBW)		4PCS	4	ALLEN WRENCH (5mm - RBW)		1PC

Z-B2 (BOX2) - HARDWARE PACK IS LOCATED IN 306021KE(B2)

5	SHORT BOLT (Ø5/16" x 50mm - RBW)		4PCS	6	FLAT WASHER (Ø5/16" - RBW)		12PCS
7	LOCK WASHER (Ø5/16" - RBW)		12PCS	8	ALLEN WRENCH (5mm - RBW)		1PC
9	LONG BOLT (Ø5/16" x 100mm - RBW)		8PCS	10	HEX NUT (Ø5/16" - RBW)		8PCS
11	WRENCH (12mm - RBW)		1PC	12	PAN HEAD SCREW (M4 x 35mm - RBW)		8PCS

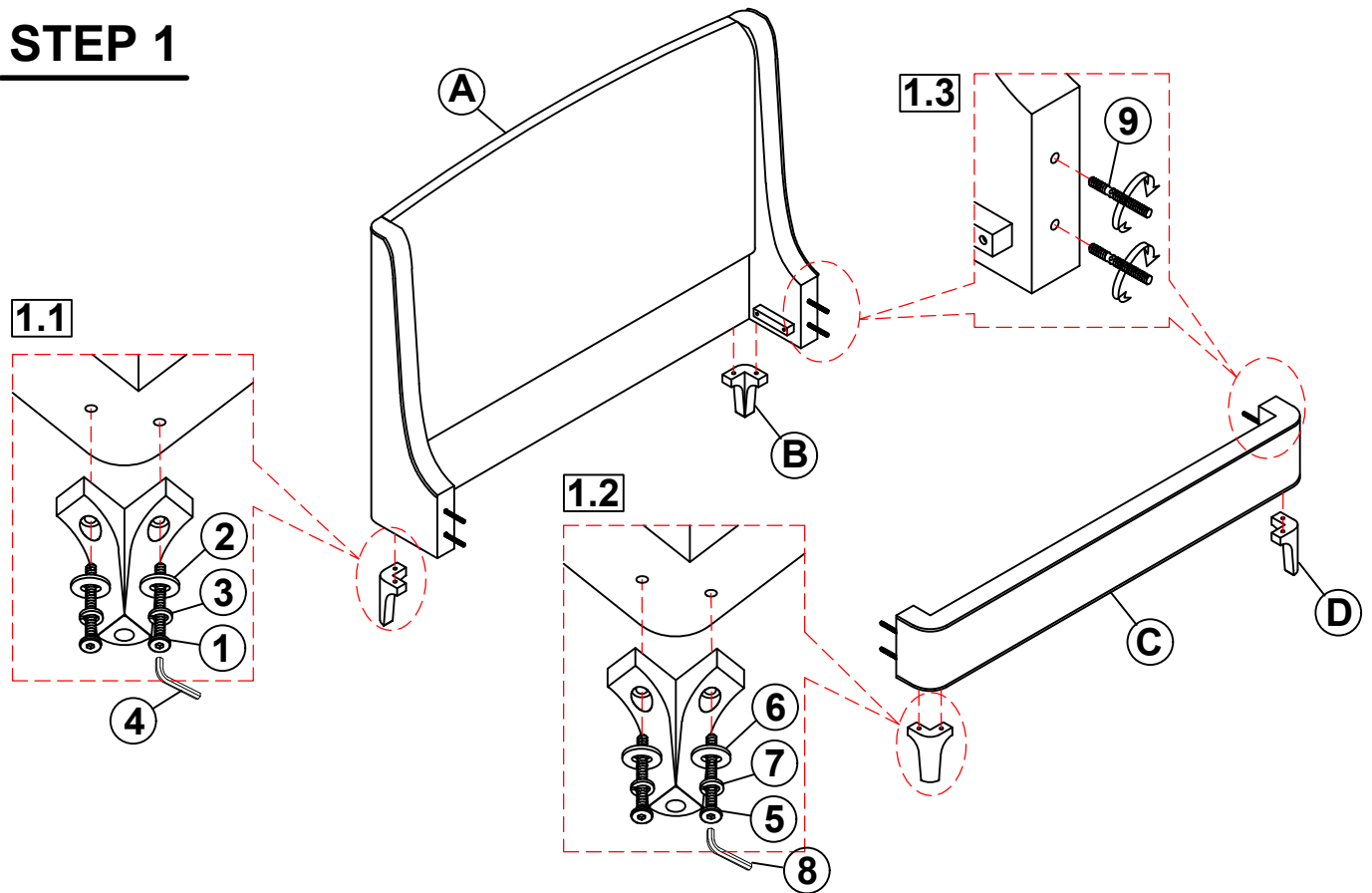
NOTE:

Phillips head screw driver is required in the assembly process; however, manufacturer does not provide this item.

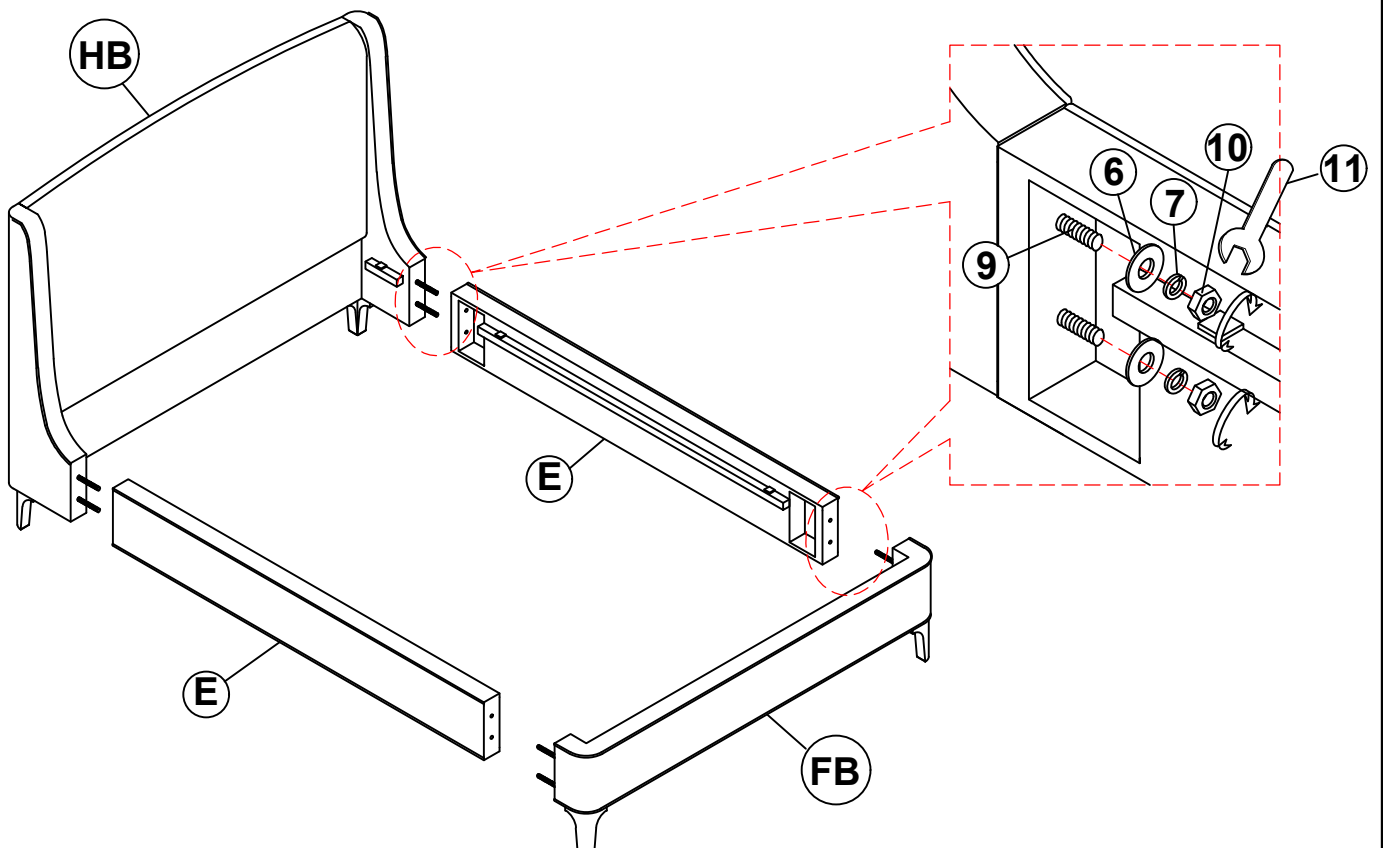
ITEM: 306021KE(B1&B2)

ASSEMBLY INSTRUCTIONS

STEP 1



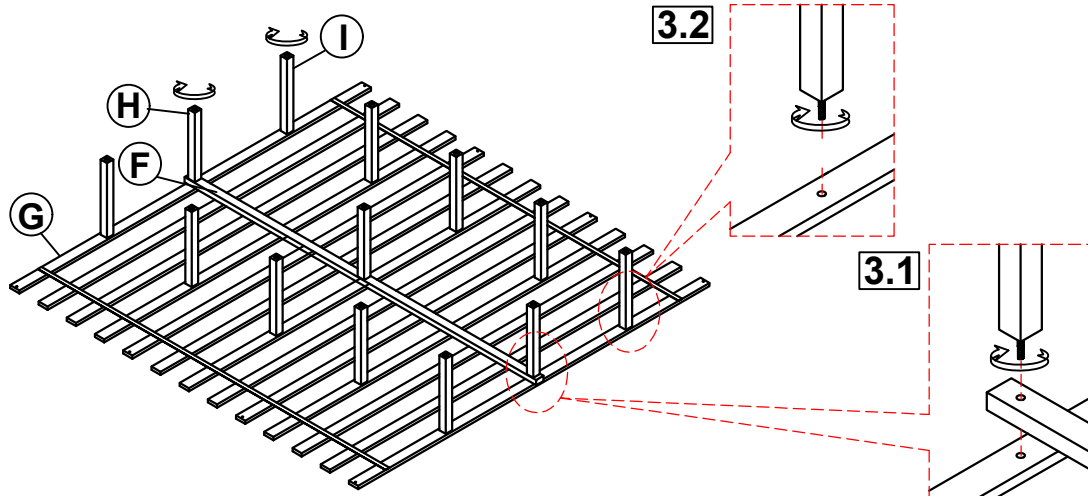
STEP 2



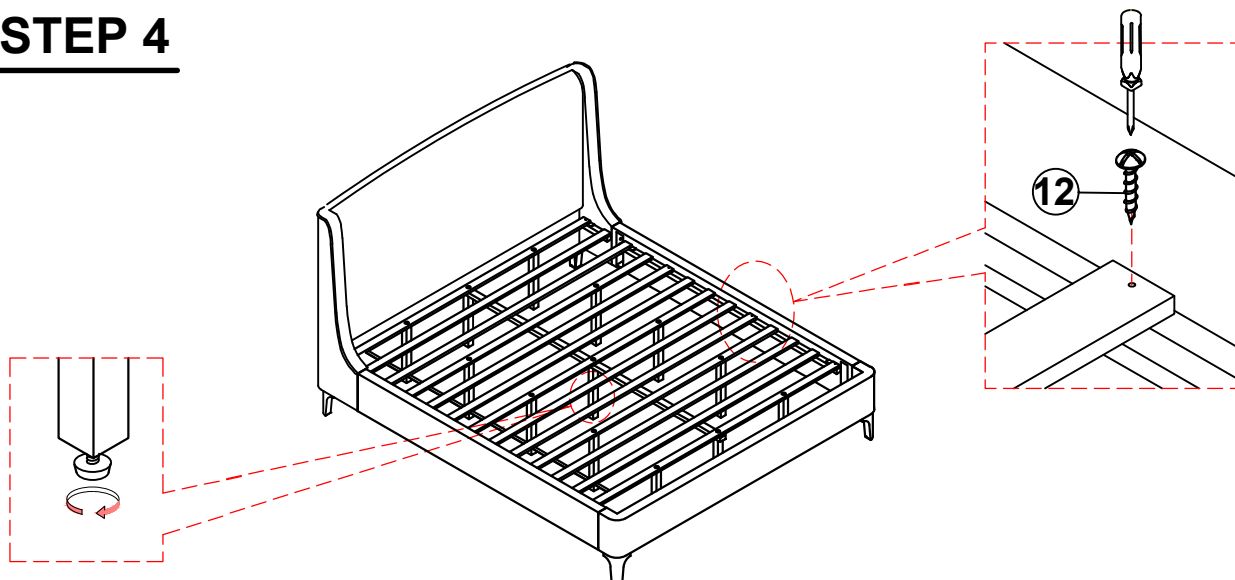
ITEM: 306021KE(B1&B2)

ASSEMBLY INSTRUCTIONS


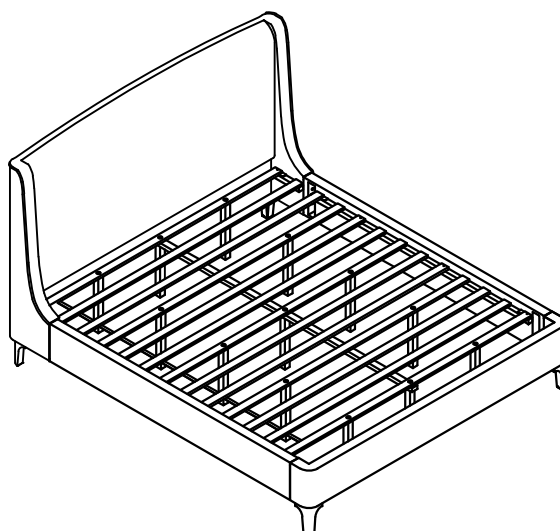
STEP 3



STEP 4



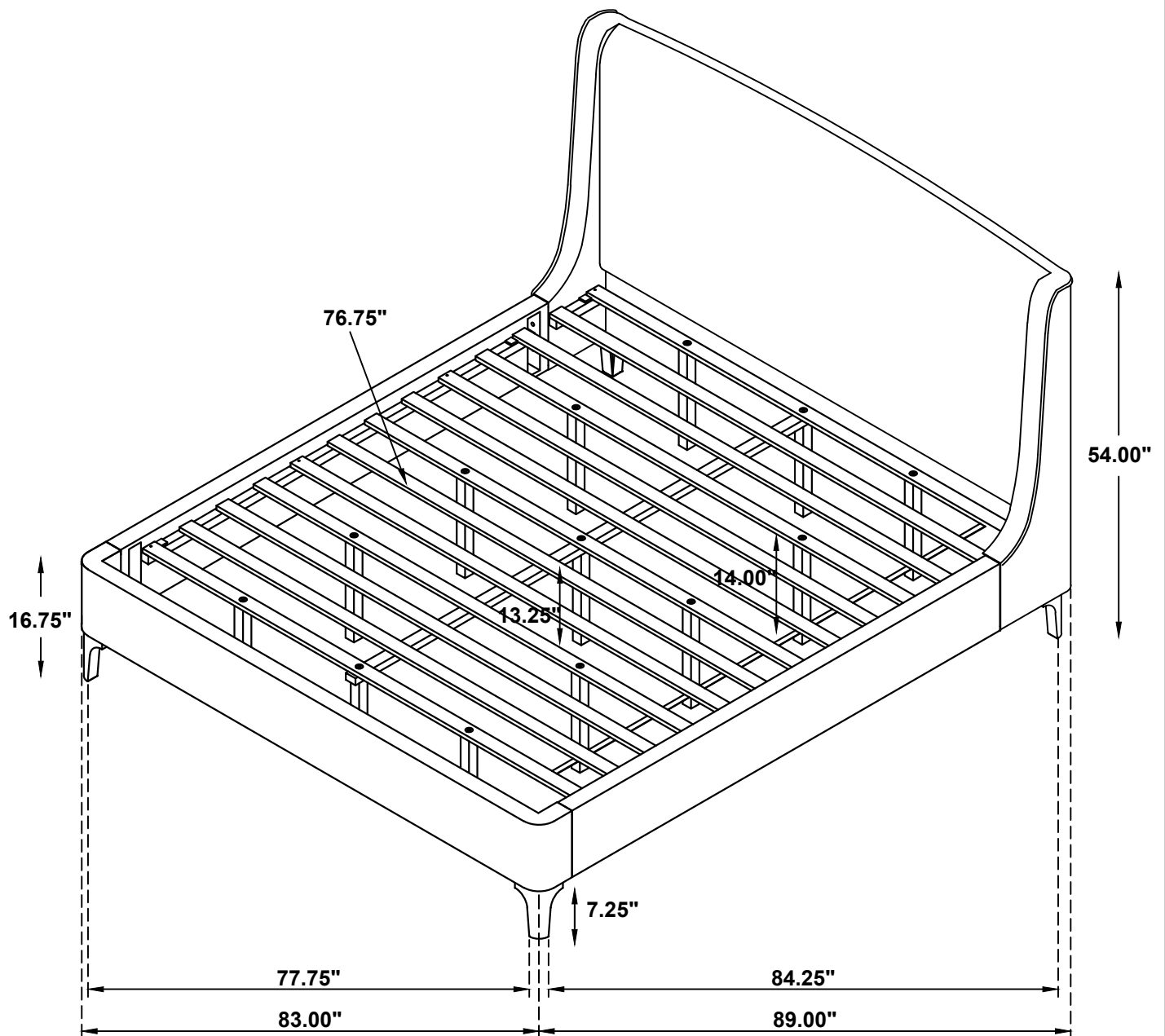
STEP 5 COMPLETE



ITEM: 306021KE(B1&B2)



Inner Size: 77.00"W X 81.25"D



Note : Dimension tolerance $\pm 5\%$