




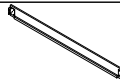
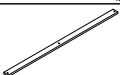

ASSEMBLY INSTRUCTION

Description : QUEEN BED-HEADBOARD WITH LED
-FOOTBOARD WITH LED & SLATS
-SIDERAILS






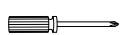
Model : ALINA/LOLA-WHITE-QB-HB W/LED-FB-W/LED-QB/KB-SR

Thank you for purchasing this quality product. Be sure to check all packing material carefully for small parts that may have come loose inside the carton during shipment.

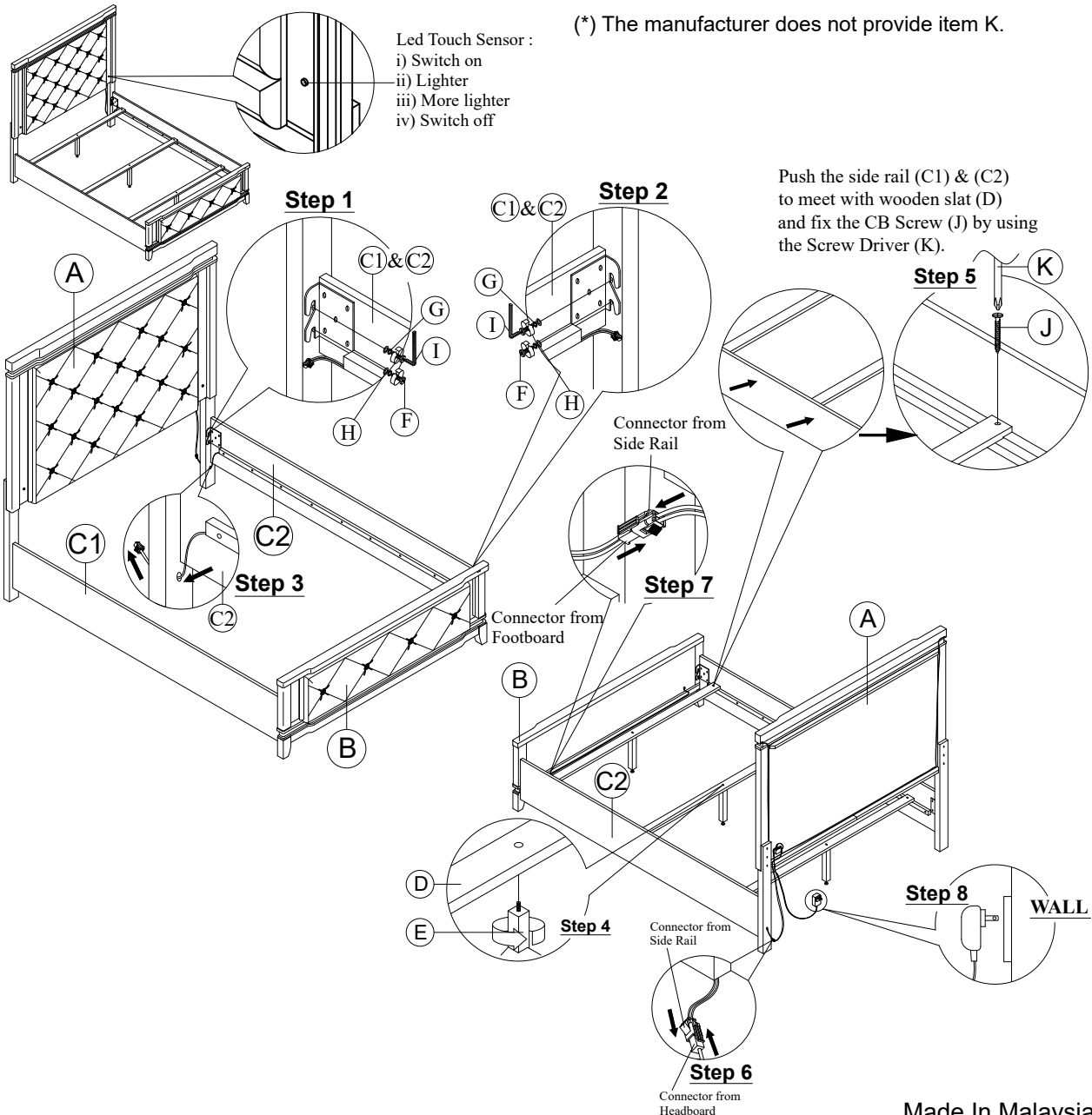
PART LIST :

No.	Description	Diagram	Quantity
A	HEADBOARD LED WITH CONNECTOR		1
B	FOOTBOARD LED WITH CONNECTOR		1
C1	SIDE RAIL (LEFT)		1
C2	SIDE RAIL WITH CONNECTOR (RIGHT)		1
D	WOODEN SLAT		3
E	WOODEN SUPPORT		3

HARDWARE LIST :

No.	Description	Diagram	Size	Quantity
F	JCBB SCREW		M8 x 25mm	8
G	SPRING WASHER		M8 x 15mm	8
H	FLAT WASHER		M8 x 22mm	8
I	ALLEN KEY		M5	1
J	CB SCREW		M4 x 32mm	6
K	SCREW DRIVER (*)			1

(*) The manufacturer does not provide item K.



Made In Malaysia

2340W GLO QUEEN BED