




Assembly Instruction For

POWER MOTION RECLINER WITH POWER HEADREST & USB

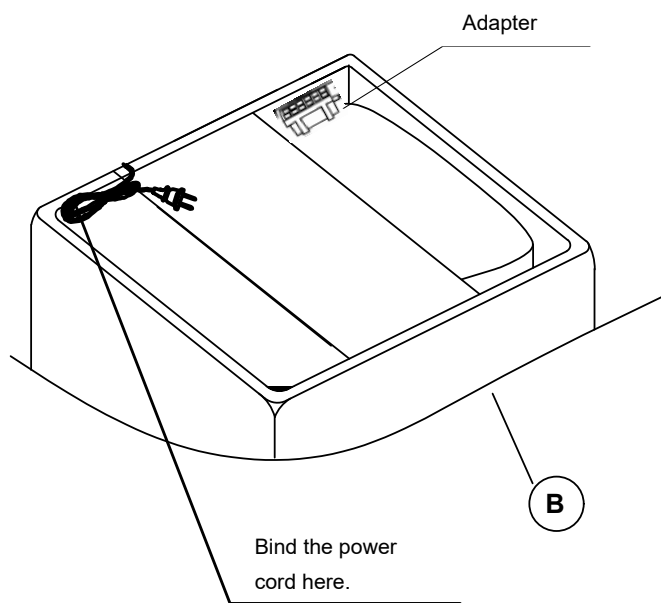
U-7090-9001/9010/9011/8970/8971-105PP

Caution: Please read instructions thoroughly before unpacking assembly parts. Sharp, exposed staple tips can cause injury, therefore, for your protection, please remove any exposed staples used in packing.

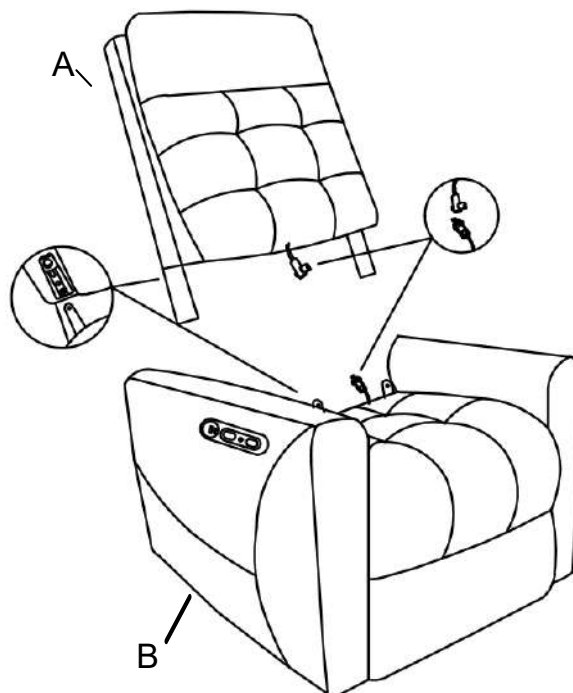
1. We recommend that you should assemble this product with the assistance of another person; this will make assembly easier, and will help to eliminate damage to the product or injury to persons during assembly.
2. Be sure to check all packing materials carefully for small parts that may have come loose inside the carton during shipment.
3. Please do not over tighten screws or bolts.
4. Please put all parts on a non-abrasive floor before assembly, and follow the assembly steps to assemble your newly purchased product correctly and efficiently.

PART LIST				
NO.	Part Picture	Part Description	Code	QTY
A		Backrest		1pc
B		Body		1pc
C		Adapter cord	PU-7090-ADT	1pc

STEP:1



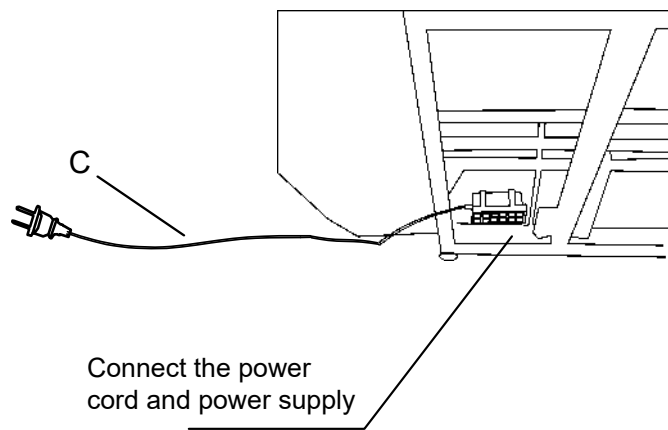
STEP:2



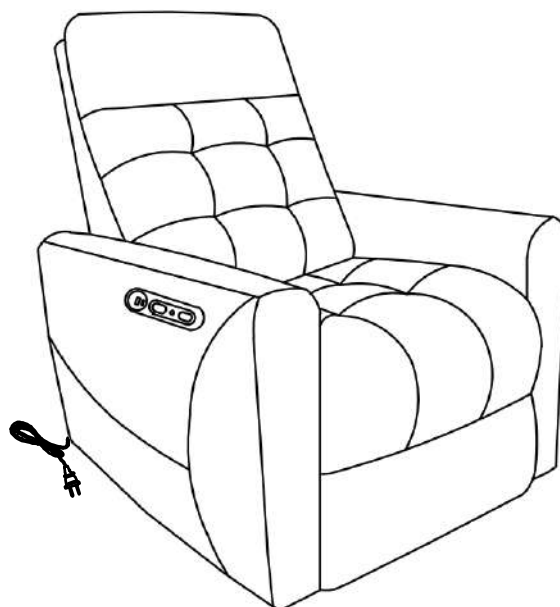
49901119

Assembly Instruction For
POWER MOTION RECLINER WITH POWER HEADREST & USB
U-7090-9001/9010/9011/8970/8971-105PP

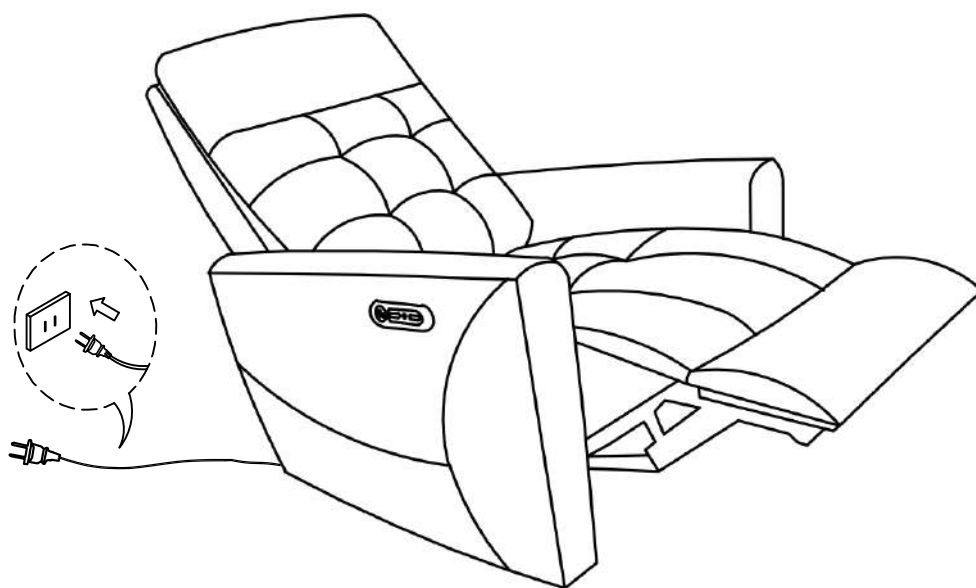
STEP:3



STEP:4



STEP:5



ASSEMBLY COMPLETED

49901119

MADE IN VIETNAM

Page 2 of 2