

NE58K9430SS

SAMSUNG

5.8 cu. ft. Slide-In Electric Range with Dual Convection



Signature Features

Dual Convection

- Two fans circulate air throughout the oven for faster and more even cooking

Slide-In Design

- Modern and sleek, custom look that blends seamlessly with your kitchen

Flexible Cooktop

- Flexible 5-element cooktop with 2 dual-ring elements accommodates multiple pan sizes

Available Colors



Stainless Steel (shown)



Fingerprint Resistant
Black Stainless Steel



Dual Convection



Flexible Cooktop

Features

- Dual Convection
- Slide-In Design
- Flexible Cooktop – 5 Electric Elements
 - Two Dual Elements (9"/12", 6"/9")
 - Two Single Elements (6")
 - Warming Center (7")
- Glass-Touch Controls
- Large Oven Capacity: 5.8 cu. ft.
- Wide View Window
- Storage Drawer
- Hidden Bake Element

Convenience

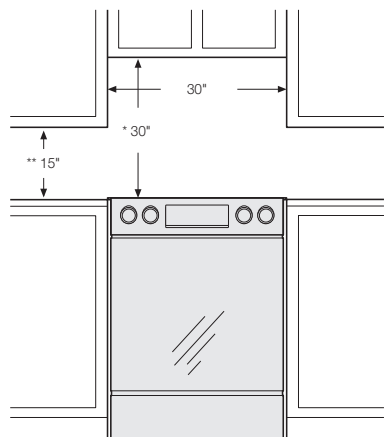
- Self + Steam Clean
- Hot Surface Indicator Lights
- Auto Oven Light
- Proofing
- Kitchen Timer
- Delay Start
- Auto Shut-Off Option
- Child Safety Lock
- 3 Preset Easy Cook Options
- Sabbath Mode

NE58K9430SS

SAMSUNG

5.8 cu. ft. Slide-In Electric Range with Dual Convection

Installation Specifications

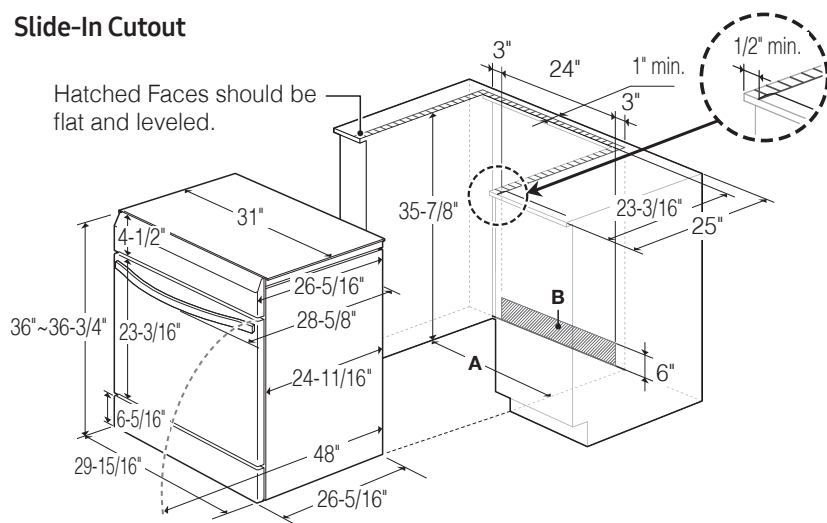


* 30" minimum clearance between the top of the cooking surface and the bottom of an unprotected wood or metal cabinet; or 24" minimum when the bottom of the wood or metal cabinet is protected by not less than 1/4" of flame retardant millboard covered with not less than no.28 MSG sheet steel, 0.015" stainless steel, 0.024" aluminum, or 0.020" copper.

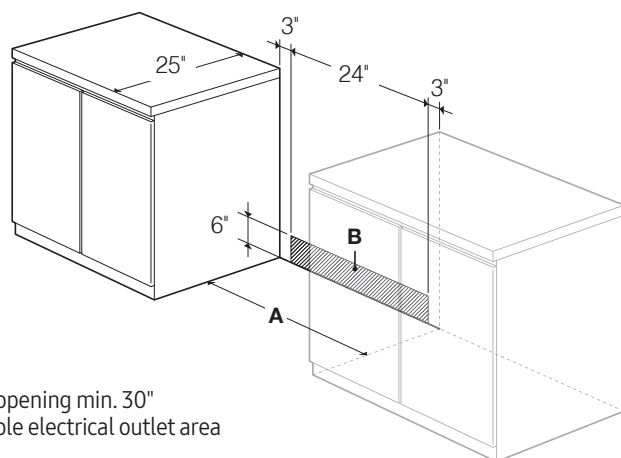
** 15" minimum between the countertop and the adjacent cabinet bottom.

IMPORTANT: Consult with Installation Manual for detailed instructions before installing. All ranges must be installed with the Anti-Tip device that is included.

Slide-In Cutout



Freestanding Cutout



A: Cabinet opening min. 30"
B: Acceptable electrical outlet area

Power Source

240V/60 Hz/40A

Electric Ceramic Cooktop

- Right Front: 9"/12", 3000W
- Left Front: 6"/9", 3000W
- Right Rear: 6", 1200W
- Left Rear: 6", 1200W
- Warm Center: 7", 100W

Oven

- Hidden Bake Element: 3000W
- Bake: 175°F - 550°F
- Convection Bake: 175°F - 550°F
- Convection Roast: 175°F - 550°F
- Broil: (Low - High)
- Convection Element/Heater: 1250W
- Proofing
- Sabbath Mode

Storage Drawer

- Capacity: 0.7 cu. ft.

Warranty

One (1) Year Parts and Labor

Product Dimensions & Weight (WxHxD)

Outside Dimensions:

29¹⁵/₁₆" x 36-36³/₄" (Adjustable) x 26⁵/₁₆"

Weight: 192 lbs

Shipping Dimensions & Weight (WxHxD)

Dimensions:

33¹/₁₆" x 41³/₄" x 30⁵/₁₆"

Weight: 216 lbs

Color

Stainless Steel

Model

NE58K9430SS

UPC Code

887276132136

Fingerprint Resistant

Black Stainless Steel

NE58N9430SG

887276290454