

Search the Catalog



Search for Availability



NEW

DC Premier

Hybrid 3.0 Twin

Mattress

SKU - M19511 | Status - New



No image available

General Dimensions: Metric☐

75" W x 38" D x 14" H

Weight : 71 lbs. | Cube : 6.81 ft


Style: Traditional

Showroom: Dreamcloud


Division: Signature Bedding

Color: White


Size




California King




Twin XL



King



Full



Queen



Twin



3 Available to Ship by : Mar 7, 2025

PRODUCT DESCRIPTION

Product description not available.

DIMENSIONS

☐ General Dimensions: Metric

75" W x 38" D x 14" H

<b>Inches</b>	: 75" W x 38" D x 14" H	<b>Carton:</b>	<b>Unit of</b>	EA
		<b>Inches</b>	<b>Measure:</b>	
		: 16" W x 16" D x 46" H	<b>Qty Per</b>	1
		<b>Express Shipped:</b>	<b>Carton:</b>	
		<b>Inches</b>		
		: 16" W x 16" D x 46" H		
		<b>Weight</b>		
		: 71 lbs.		
		<b>Cubes</b>		
		: 6.81 ft		
		<b>UPC</b>		
		: 850018573245		

**Weight** : 71 lbs. | **Cube** : 6.81 ft

Get To Know Us

Customer Care

Get Inspired

Copyright © 2025 Ashley Furniture Industries, LLC

[Website Information](#)

[Privacy](#) | [Legal Notices and Terms of Use](#)

Need Technical Support  
[Click here to Contact Us](#)