

DCM24, ACTK, AOCTK

Document # PG12-001

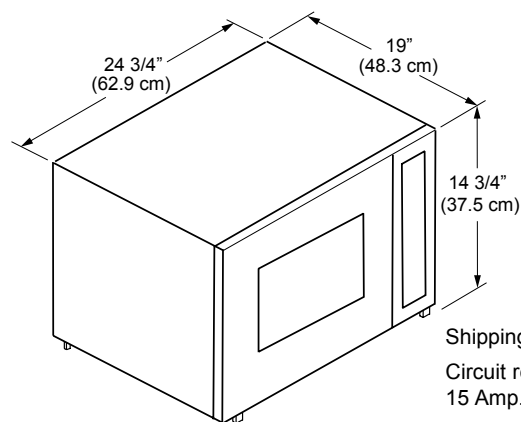
Revised 03/13/12 Page 1/1



Discovery™ Convection Microwave Oven and Built-In Trim Kits

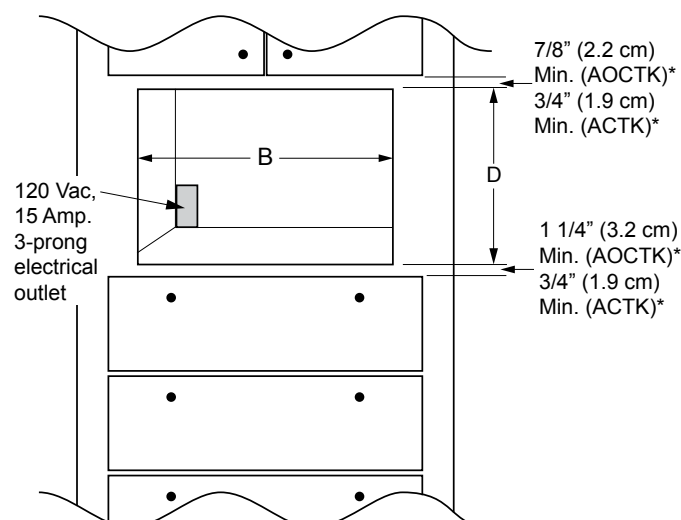
PLANNING GUIDE

All tolerances: +1/16" (+1.6 mm), -0, unless otherwise stated



Shipping weight: 60 lbs.
Circuit required: 120 Vac,
15 Amp. dedicated
Total connected load:
1.6 kW. (13 Amp.)

DCM24 SPECIFICATIONS



MICROWAVE INSTALLATION WITH BUILT-IN TRIM KIT

*Minimum spacing: Includes additional space to avoid scraping/vibration.

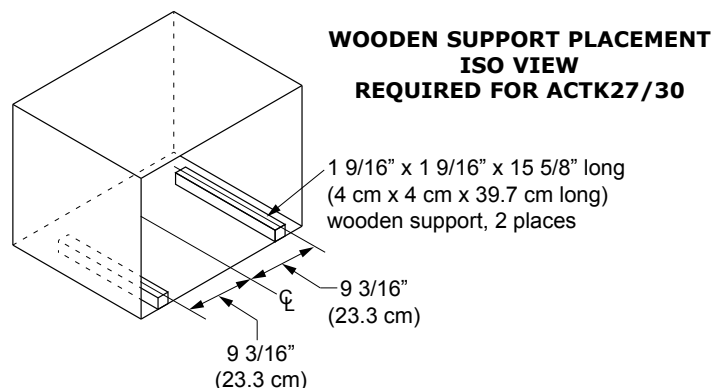


NOTES:

1. Microwave is supplied with 42" (106.7 cm) power cord with a three prong grounding plug.
2. 3/4" (1.9 cm) support platform (flush with cutout) required.
3. 24" (61.0 cm) minimum interior cabinet depth required for ACTK and AOCTK built-in trim kits (20 1/8" for ACTK36).
4. See the Combination Installation (CI) section if installing with a wall oven or warming oven.

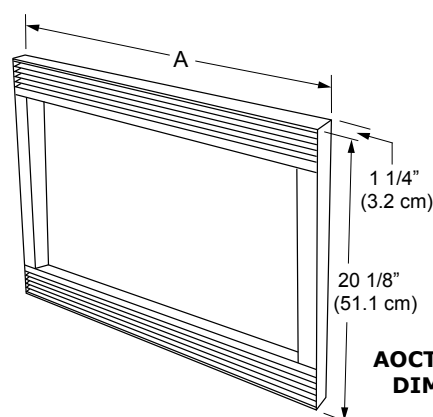
⚠ WARNING

- Observe all governing codes and ordinances during planning and installation. Contact your local building department for further information.
- This appliance must be installed in accordance with the accompanying installation instructions.



WOODEN SUPPORT PLACEMENT ISO VIEW REQUIRED FOR ACTK27/30

ACTK OVERALL DIMENSIONS



AOCTK OVERALL DIMENSIONS

Model No.		(A) Overall Width	(B) Cutout Width	(D) Cutout Height	Top Overlay	Bottom Overlay	Approximate Shipping Weight
ACTK27	For use with wall oven models: DO, EOR, MOR	27" (68.6 cm)	25 1/4" (64.1 cm)	19 1/8" (48.6 cm)	1/2" (1.3 cm)	1/2" (1.3 cm)	15 lbs,
ACTK30		30" (76.2 cm)	28 1/4" (71.8 cm)	19 1/8" (48.6 cm)			16 lbs.
ACTK36		36" (91.4 cm)	25" (63.5 cm)	19 1/8" (48.6 cm)			20 lbs.
AOCTK27	For use with wall oven models: EO, MO, PO	27" (68.6 cm)	25 1/4" (64.1 cm)	18 1/2" (47.0 cm)	5/8" (1.6 cm)	1" (2.5 cm)	19 lbs.
AOCTK30		30" (67.2 cm)	25 1/4" (64.1 cm)	18 1/2" (47.0 cm)			20 lbs.