

# ASSEMBLY INSTRUCTIONS

## ITEM#U3477-01-13/43



Thank you for purchasing this quality product. Be sure to check all packing materials carefully for small parts that may have come loose inside the carton during shipment. **Before you start assembly:** Please read all instructions carefully before beginning the assembly process. It is recommended that 2 people work together during assembly to prevent personal injury and to ensure that heavy or cumbersome parts are not damaged during the process.

**CAUTION: For your safety, this product requires two people to lift.**

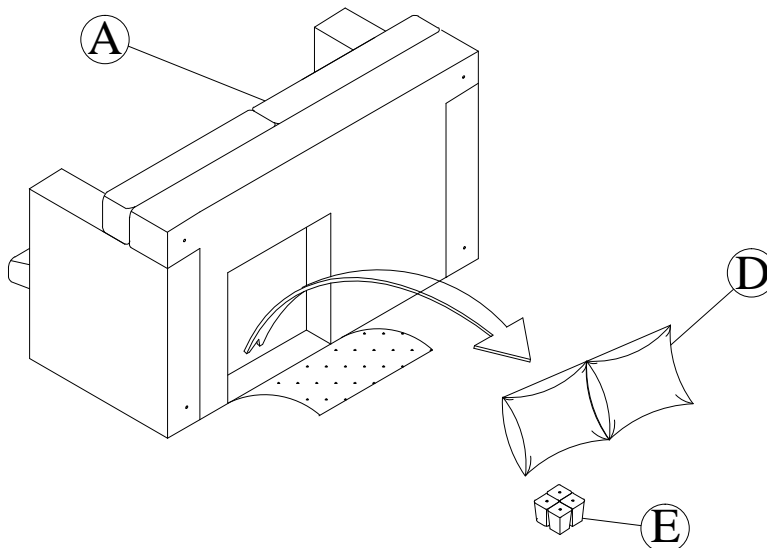
### PARTS LIST

No.	DESCRIPTION	QTY
A	Seat frame	1
B	Back Cushion Left	1
C	Back Cushion Right	1
D	Pillow	2
E	Legs	4

### HARDWARE LIST

No.	DESCRIPTION	QTY
1	 Allen Bolt (5/16"x 1"-3/4)	4
2	 Allen Key M4	1

### STEP 1

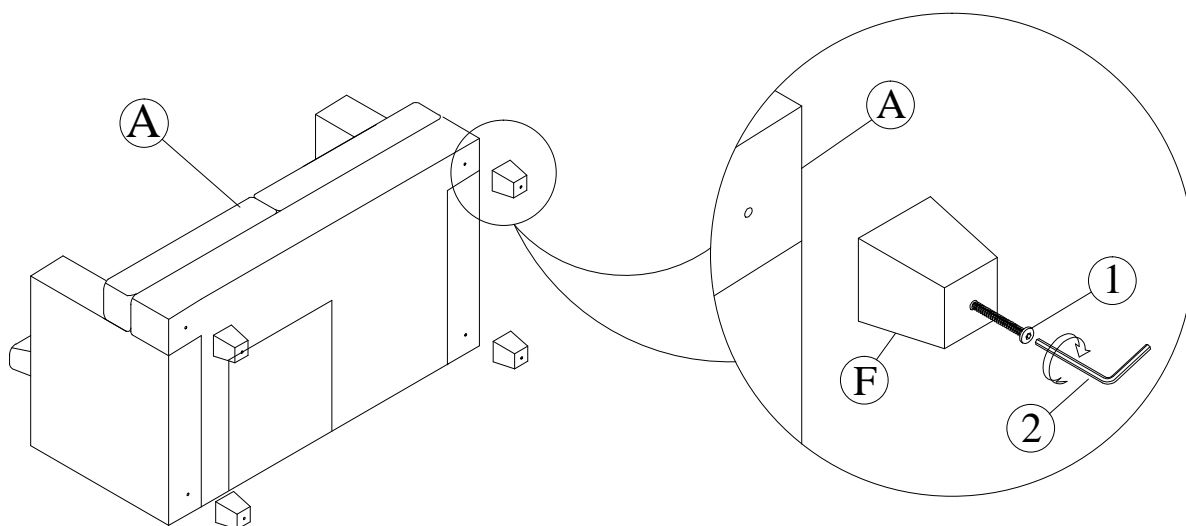


Need Assistance? Call us at 1-855-343-7378 from 8:00am to 5:00pm PST Monday – Friday

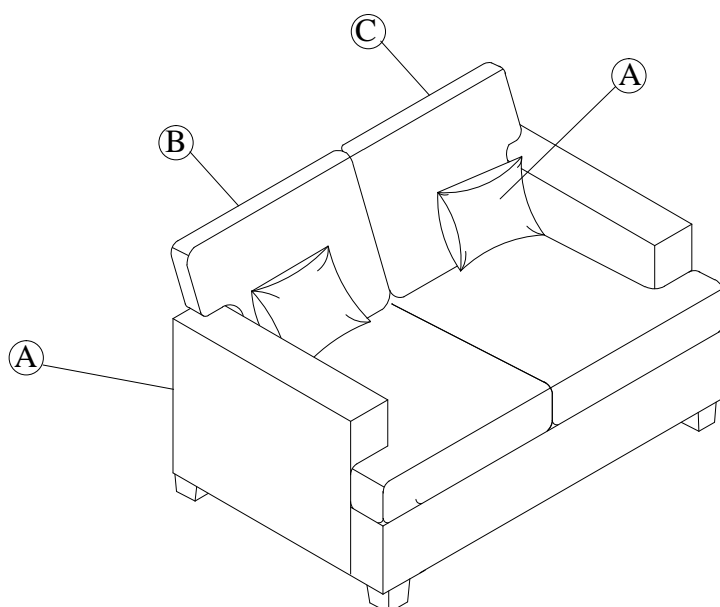
# ASSEMBLY INSTRUCTIONS

## ITEM#U3477-01-13/43

### STEP 2



### COMPLETED



Need Assistance? Call us at 1-855-343-7378 from 8:00am to 5:00pm PST Monday – Friday