

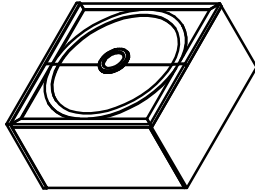
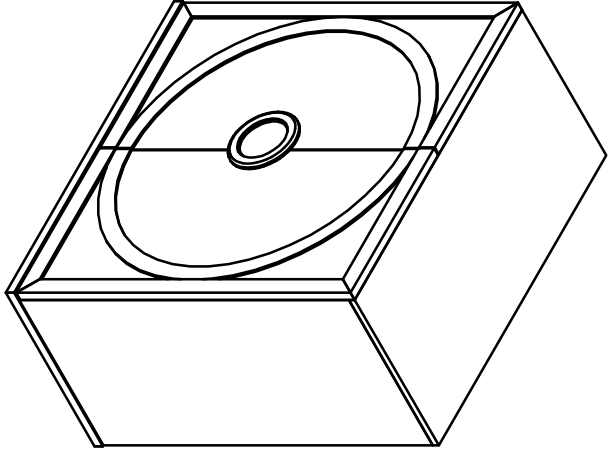



WARNING	
	<p>Children have died from furniture tipover. To reduce the risk of furniture tipover:</p> <ul style="list-style-type: none">· ALWAYS install Anti-tip device provided.· NEVER put a TV on this product.· NEVER allow children to stand, climb or hang on any drawers, doors, or shelves.· NEVER open more than one drawer at a time.· PLACE heaviest items in the lowest drawers. <p>This is a permanent label. Do not remove !</p>
	



A



- x1 Accent Chest
- x1 Coffre Décoratif
- x1 Baúl Decorativo



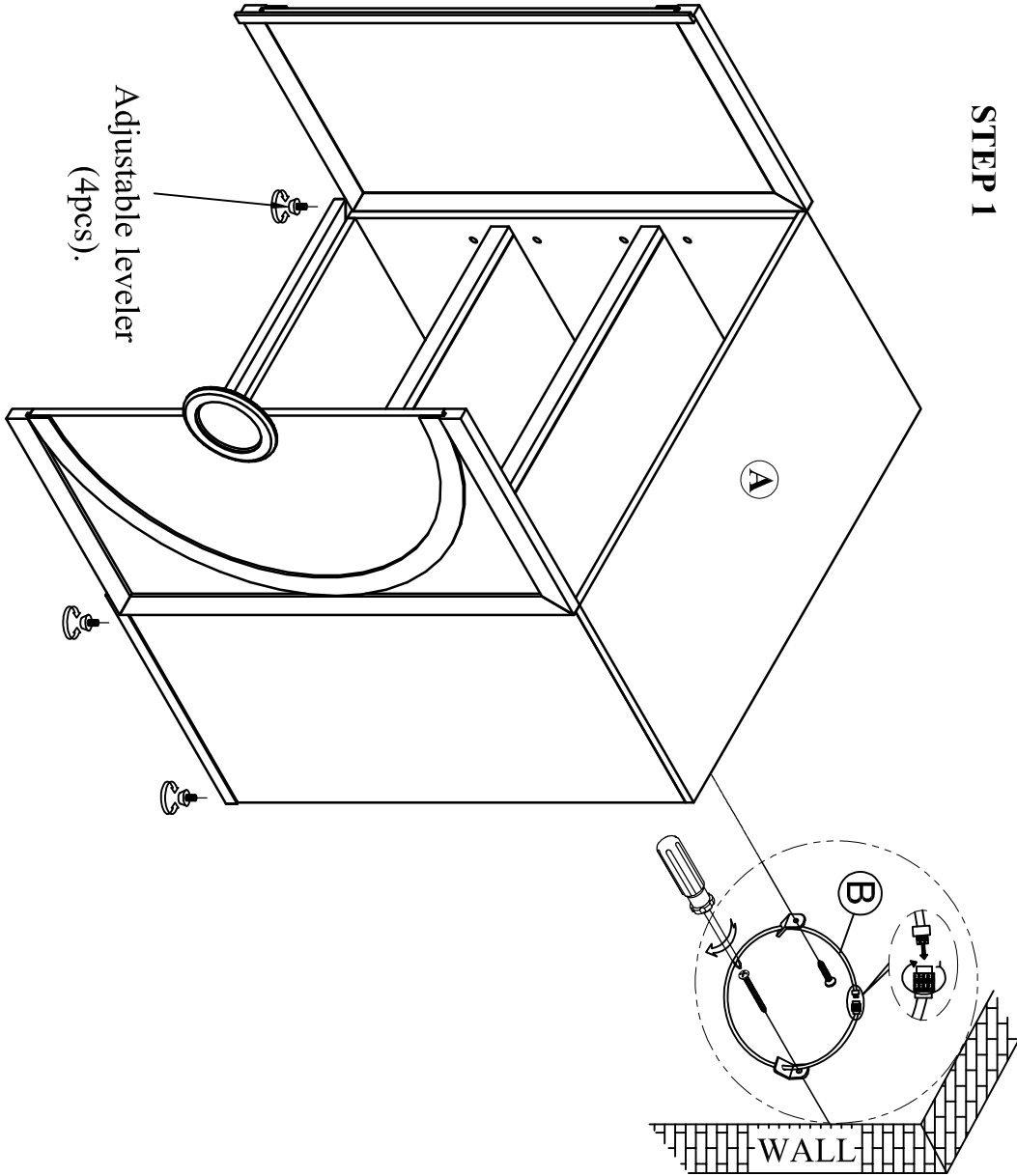
B

- x1 Furniture Tipping Restraint *
- x1 Systeme antibasculement
- x1 Control para evitar vuelcos



** Replaceable Part*

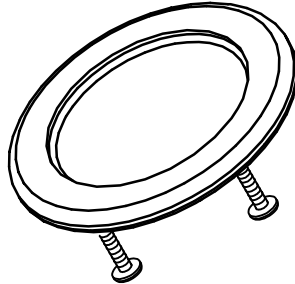
WARNING	
	<p>Children have died from furniture tipover. To reduce the risk of furniture tipover:</p> <ul style="list-style-type: none">· ALWAYS install Anti-tip device provided.· NEVER put a TV on this product.· NEVER allow children to stand, climb or hang on any drawers, doors, or shelves.· NEVER open more than one drawer at a time.· PLACE heaviest items in the lowest drawers. <p>This is a permanent label. Do not remove !</p>
	

STEP 1

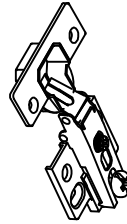


**Replaceable Part*

WARNING	
	<p>Children have died from furniture tipover. To reduce the risk of furniture tipover:</p> <ul style="list-style-type: none">· ALWAYS install Anti-tip device provided.· NEVER put a TV on this product.· NEVER allow children to stand, climb or hang on any drawers, doors, or shelves.· NEVER open more than one drawer at a time.· PLACE heaviest items in the lowest drawers. <p>This is a permanent label. Do not remove !</p>
	



x1 RP301795-WPULL- Wood Pull+ Screw *
Poignée + vis
Tirador + Tornillo



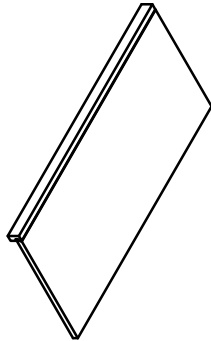
x4 RP301795-HINGE- Door Hinge
Charnière de porte
Bisagra de la puerta



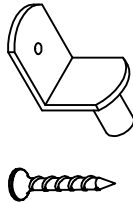
x2 RP301795-T-CATCH - Magnetic Top Catch
Loquet de porte
Captura de iman




x2 RP301795-B-CATCH- Single Roller Bottom Catch
Loquet à rouleau simple
Cierre de rodillo único bola



x2 RP301795-WSHELF - Wood Shelf
Étagère
Estante



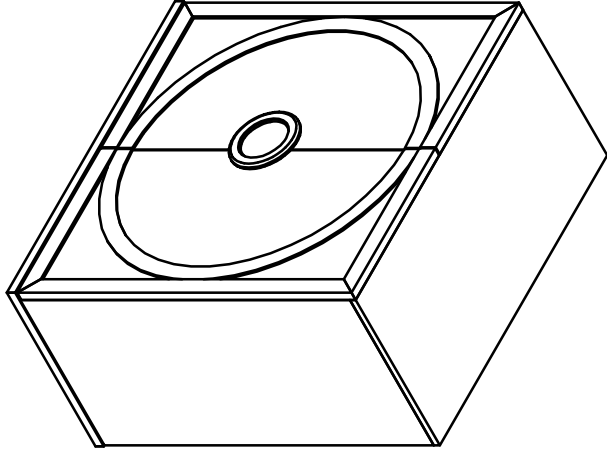
x8 RP301795-SHELFPIN- Shelf Pin + Screw
Épingle + vis
Esterilla + Tornillo



x4 RC-FG-WHITE- White leveler
Patin réglable
Nivelador ajustable



x1 RC-ANTI-TIP-M -Metal Anti-tipping Kit *
Liste des pièces de quincaillerie antibasculement
Lista del kit de materiales antivuelco



**Replaceable Part*

Protect Your Wood or Laminate Flooring

***This statement applies to any floor without carpet.**

If not careful, all furniture including upholstery and case pieces can scratch, scuff and even gouge floors. The recommendation is to have felt, rubber pads or area rugs under furniture on flooring without carpet.

Moving your furniture

Pushing and dragging furniture over floors without carpet can lead to scratches and scuffs. Have someone help when moving the larger pieces of furniture by lifting, try using a dolly or moving pads.

Felt and rubber pads

Applying furniture pads to the feet of furniture helps cushion contact points. Furniture pads can be found at local hardware stores. Felt pads slide easily across the floor, making them ideal for dining chairs and other pieces that move with use. Rubber pads will help furniture stay in place and are perfect for larger pieces, like sofas and loveseats.

Area rugs and rug pads

Using an area rug under furniture is another way to protect your floor from scratches and scuff marks. A rug pad under the area rug will provide extra cushion and added protection.