

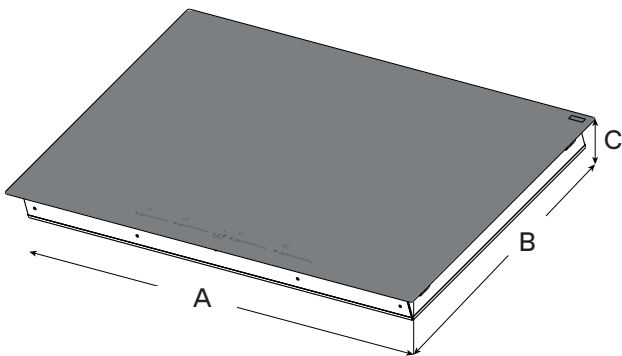
Volta

Induction cooktop



Learn more

MEASUREMENTS



	EIV424BL	EIV430BL	EIV536BL
A	24" (61 cm)	30" (76 cm)	36" (91.54 cm)
B	20 3/4" (52.7 cm)	22 3/16" (56.4 cm)	22 3/16" (56.4 cm)
C	2 1/2" (6.2 cm)		

VOLTA 24"



VOLTA 30"




VOLTA 36"



DESCRIPTION

Introducing Volta, a line of powerful cooktops equipped with top-end induction technology, ensuring precise and efficient cooking like never before.

The modern design showcases a luxurious black glass surface and electronic side touch controls, allowing it to seamlessly blend style and functionality. Available in three convenient widths - 24", 30", and 36" - Volta offers a range of options to fit any kitchen space. Additionally, our cooktops come with multiple plus features that will revolutionize your cooking experience.



FEATURES

- ⌚ Timer
- 👤 Child lock
- 🔍 Pot self-detection
- 📺 Extralarge zone
- 👉 Stop and go
- 🌡️ Temperature manager
- 🔗 Bridge zones
- 📱 Total integration
- 👆 Touch controls
- ⏸️ Delay switch off



GENERAL PROPERTIES

Width	24"		30"		36"	
Model	EIV424BL		EIV430BL		EIV536BL	
Dimensions	24 3/4"W x 20 3/4"D x 2 1/2"H		30 3/8"W x 22 3/16"D x 2 1/2"H		36 3/16"W x 22 3/16"D x 2 1/2"H	
Electrical	220V-60Hz, 6.1Kw, 28A		220V-60Hz, 7Kw, 32A		220V-60Hz, 10Kw, 44A	
Cooking zones	4 cooking Zones		4 Cooking Zones		5 Cooking Zones	
<div> <div></div> <div>Burner 1</div> </div> <div> <div></div> <div>Burner 2</div> </div> <div> <div></div> <div>Burner 3</div> </div> <div> <div></div> <div>Burner 4</div> </div> <div> <div></div> <div>Burner 5</div> </div>	3kW	Ø 7 1/2"	3.7 kW	Ø 7 1/4"	3.7 kW	Ø 7 1/4"
	3kW	Ø 7 1/2"	3.7 kW	Ø 7 1/4"	3.7 kW	Ø 7 1/4"
	3kW	Ø 10 7/8"	2.2 kW	Ø 6 7/8"	2.2 kW	Ø 6 7/8"
	1.8kW	Ø 6 5/16"	3.7 kW	Ø 11 7/16"	3.7 kW	Ø 9 7/16"
					3.7 kW	Ø 11 7/16"
Controls	Electronic glass touch & slide w/red illumination					
Finish	Tempered, ultra deep black ceramic glass					
Installation type	Built-in or self rimming/flush					
Heating type	Induction					
Heating level	10 levels (9 + boost, see details in chart below)					


WARRANTY:² Two (2) Years Parts & In-Home Labor. Earn an additional One (1) Year of Parts & In-Home Labor by registering on elica.com

Cooking level	Power (W)
Level 1	63 W
Level 2	105 W
Level 3	168 W
Level 4	252 W
Level 5	378 W
Level 6	588 W
Level 7	882 W
Level 8	1344 W
Level 9	2100 W
Booster	3700 W

Glass specifications

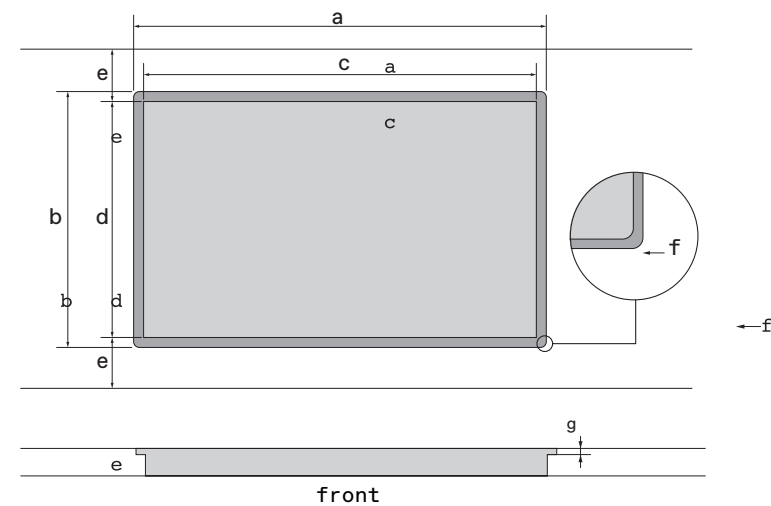
Material	Glass ceramic cooking panel
Appearance	Deep-black color
Thickness	4 mm
Color in reflexion	Black
Color in transmission	Amber
Surface structure	Though crystal smooth scratch & stain-resistant

SELF RIMMING INSTALLATION



	EIV424BL	EIV430BL	EIV536BL
a	23 1⁄8" (58.7 cm)	28 7⁄8" (73.34 cm)	34 9⁄16" (87.7 cm)
b	19 1⁄2" (49.5 cm)	20 1⁄2" (52.07cm)	
c	1 15⁄16" (5 cm) min		

FLUSH MOUNTED INSTALLATION



	EIV424BL	EIV430BL	EIV536BL
a	24 1/4" (61.6 cm)	30 7/16" (77.35 cm)	36 1/8" (91.8 cm)
b	20 13/16" (53 cm)	22 5/16" (56.7 cm)	
c	23 1/8" (58.7 cm)	28 7/8" (73.3 cm)	34 9/16" (87.7 cm)
d	19 1/2" (49.5 cm)	20 1/2" (52.07 cm)	
e	1 15/16" (5 cm) min		
f	4" X Ø 7" min		
g	1/4" (Ø.65 cm) min		



The product images shown are for illustration purposes only and may not be an exact representation of the product.

¹ CFM and Noise data indicate the performance of the hood blower tested according to international standards. For AHAM Certified Ratings, established in accordance with California Title 24 Standardized test procedure, please refer to AHAM Certified Product Directory. Electric Ratings are declared according to UL.

² For valid warranty extension, register within 3 months from purchase. For USA & Canada Users Only.