

# DW24T3IXT

## DISHWASHER 24" TALL TUB STAINLESS PANEL AND BAR HANDLE T TIER



Energy Star rated stainless-steel tall tub dishwasher with multi-level interior configuration able to fit up to 16 place settings.

Super-quiet performance as low as 39 dB(A) with optional Stealth mode.

Flexible and foldable third rack with dedicated spray arm, ideal for flatware, silverware and smaller items.

Convenient height-adjustable middle rack with basket fully loaded.

Customizable and effective washing and drying with 8 washing cycles, 7 washing options and PowerDry system.

NSF-certified Sanitize option elevates washing temperature to 155°F for perfect and sanitized cleaning, eliminating 99.9% of all common household bacteria.

Dual brushless pump system with electrical diverter, turbidity sensor and triple-stage metal filter ensures maximized cleaning results.

Additional high-pressure water circuit on the upper basket serving dedicated spray nozzles for deep cleaning tall glasses and bottles.

LED interior lighting to facilitate loading and unloading.

Choose Professional, Master or Heritage Series handle kit to match your cooking and refrigeration appliances.

Purchase Collezione Metalli to personalize your Heritage Series handle with Gold (DS2HERTGO), Copper (DS2HERTPC) and Black Nickel (DS2HERTSB) Décor Sets.

### PRODUCT FEATURES

Style	Stainless steel no fingerprint, tall tub
Interior finish	Stainless steel
User interface	Concealed multi-button control
Display	White LED
Place settings	16
Racks	3: cutlery tray, height adjustable loaded on 3 levels middle rack and folding tines lower rack
Cutlery tray	Multi-functional 3rd rack
Silverware basket	Yes - sliding
Special features	Stemware holder, tray holder, bottle holder
Delayed start	Yes - 1-24h
Wash cycles	8 - auto, crystal and china, normal plus, pots and pans, quick, regular, rinse and hold, soak and wash
Wash options	7 - accel, extra dry, delay start, 3 half load modes, sanitize, scrub, stealth
Spray arms	3 + DirectWash zone
Drying system	PowerDry
Heating element	Concealed
Filter	Triple stage metal filter
Water softener	Yes
Lights	1 LED light for tub illumination + floor projection status light
Overflow protection device	Yes

### TECHNICAL SPECIFICATIONS

Approvals	CEC, NSF, UL
Energy star	Yes - tier 1 - 234.0 kwh/yr
Sound rating	39 dB(A)
Electrical requirements	120 V , 60 HZ, 1400 W, 12 A
Packaging dimensions	H: 35 5/16" - W: 26" - D: 26 1/2"
Weight	Net: 96.8 lbs - Gross: 100.3 lbs
Warranty	2 years parts & labor

### ACCESSORIES

HK24PRODWX	Handle kit - Professional series
HK24MASDWX	Handle kit - Master series
HK24HERDWX	Handle kit - Heritage series



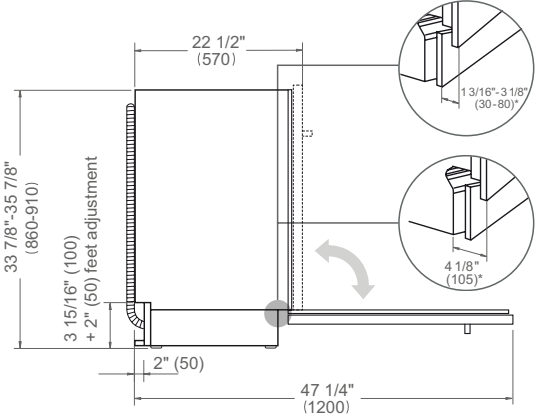
# DW24T3IXT

DISHWASHER 24" TALL TUB STAINLESS PANEL AND BAR HANDLE  
T TIER



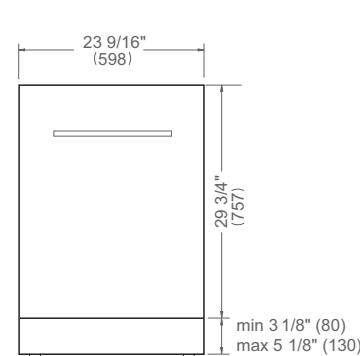
## PRODUCT DIMENSIONS

SIDE VIEW

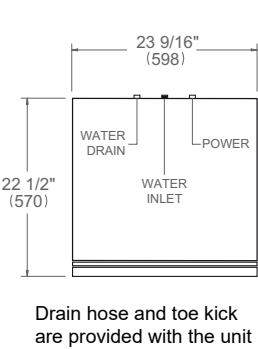


\* including the door

FRONT VIEW



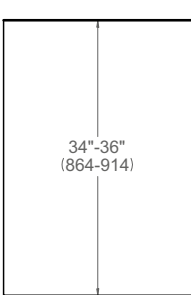
TOP VIEW



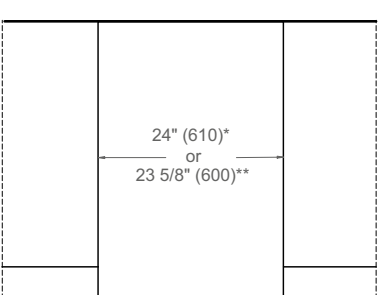
Drain hose and toe kick are provided with the unit

## CUTOUT DIMENSIONS

SIDE VIEW

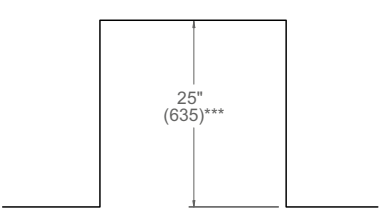


FRONT VIEW



\* with vertical side trims installed  
\*\* without vertical side trims

TOP VIEW



\*\*\* For a flush installation, a minimum inset depth of 22 1/2" (570) is required.

## ELECTRICAL & WATER CONNECTION


E

A properly-grounded, horizontally-mounted electrical receptacle should be installed according to this drawing.

W

To connect the water mains to the water inlet valve thread, use a 3/8" water inlet hose and 3/4" metal adapter with a length of 60" (1524) (not supplied).

TOP VIEW



FRONT VIEW



Connections placement must be located on either side of the cutout.

Dimensions in parentheses are millimeters unless otherwise specified.

## INSTALLATION REQUIREMENTS

Follow local codes & ordinances for drain requirements. Install a waste line with an air gap (not supplied) or, alternatively, at least 30" (762) high drain loop to prevent backflow. Drain hose is 74" (1880) long. Drain hose must be connected at minimum 20" (508) from the floor.

For complete installation details refer to the installation manual at [us.bertazzoni.com](http://us.bertazzoni.com) or [ca.bertazzoni.com](http://ca.bertazzoni.com)

**Disclaimer:** while every effort has been made to ensure the accuracy of the information contained in this document, Fratelli Bertazzoni reserves the right to change it at any time without notice. For detailed installation instructions, consult the installation manual. Fratelli Bertazzoni, Bertazzoni and the winged wheel brand icon are registered trademarks of Bertazzoni Spa.