

36" Induction Cooktop



800 Series – Black NIT8661UC



NIT8661UC
Black

Bosch 800 Series 36" induction cooktop transfers energy to heat your pan directly, making cooking faster and more energy efficient.

Features & Benefits

AutoChef® by Bosch has 11 levels, to heat & monitor the temperature of your pan, and adjust automatically to ensure perfect results.

Triple-ring element efficiently and automatically adjusts to the size of your cookware from 9" up to 13".

Favorite button – one touch for your two most used cooking settings. Select on Home Connect app, and use a long or short press directly on your cooktop.

Automatic time limitation will shut off your cooktop if the cooking zone has been in use for a long period of time without any changes, depending on your heat setting.

Boil 2 cups of water in less than 2 minutes with SpeedBoost®.

Residual heat indication shown on the cooktop with a 'H' for hot to touch or 'h' for warm taking the guesswork out of safety.

Element Performance

Power of Front Left heating element	1,800 W
-------------------------------------	---------

Power of Front Left heating element (in boost)	3,100 W
--	---------

Power of Back Left heating element	1,800 W
------------------------------------	---------

Power of Back Left heating element (in boost)	3,100 W
---	---------

Power of Center heating element	2,200 / 2,600 / 3,300 W
---------------------------------	-------------------------

Power of Center heating element (in boost)	3,600 / 3,600 / 3,600 W
--	-------------------------

Power of Back Right heating element	1,400 W
-------------------------------------	---------

Power of Back Right heating element (in boost)	2,200 W
--	---------

Power of Front Right heating element	2,200 W
--------------------------------------	---------

Power of Front Right heating element (in boost)	3,600 W
---	---------

Burners with booster	All
----------------------	-----

Element Size

Dimension of Front Left heating element	7"
---	----

Dimension of Back Left heating element	7"
--	----

Dimension of Center heating element	9" / 11" / 13" Triple-ring
-------------------------------------	----------------------------

Dimension of Back Right heating element	6"
---	----

Dimension of Front Right heating element	9"
--	----



Technical Details

Watts	8,320 / 9,600 W
-------	-----------------

Circuit breaker	40 A
-----------------	------

Volts	208 / 240 V
-------	-------------

Frequency	60 Hz
-----------	-------

Plug type	No Plug
-----------	---------

Power cord length	37"
-------------------	-----

Energy source	Electric
---------------	----------

Dimensions & Weight

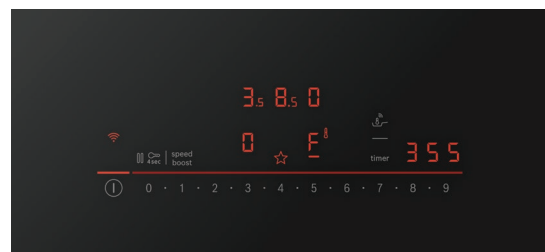
Overall appliance dimensions (HxWxD)	4 1/8" x 37" x 21 1/4"
--------------------------------------	------------------------

Required cutout size (HxWxD)	4 1/8" x 34 7/8" x 20"
------------------------------	------------------------

Minimum distance from counter front	2 1/4"
-------------------------------------	--------

Minimum distance from rear wall	2"
---------------------------------	----

Net weight	50 lbs
------------	--------



Accessories: To purchase Bosch accessories, cleaners & parts please visit www.bosch-home.com/us/store or call 1-800-944-2904 (Mon to Fri 5 am to 6 pm PST, Sat 6 am to 3 pm PST).

Notes: All height, width and depth dimensions are shown in inches. BSH reserves the absolute and unrestricted right to change product materials and specifications, at any time, without notice. Consult the product's installation instructions for final dimensional data and other details prior to making cutout.

Warranties: Please see Use & Care manual or Bosch website for statement of limited warranty.

For more information on our entire line of products, go to www.bosch-home.com/us or call 1-800-944-2904

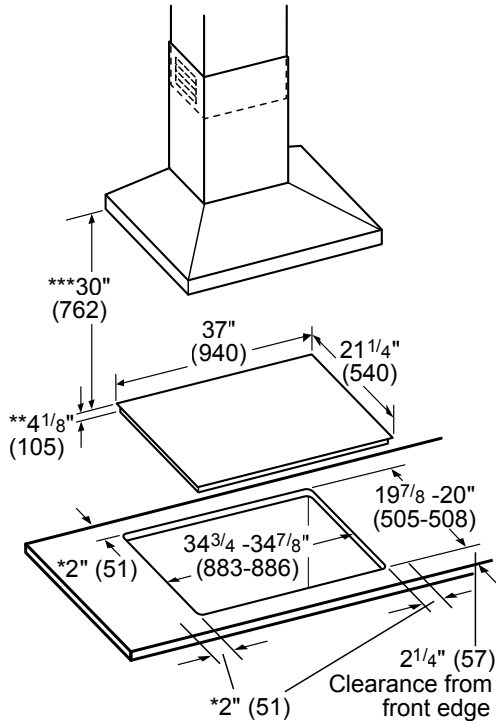
© BSH Home Appliances Corporation. All rights reserved. Bosch is a registered trademark of Robert Bosch GmbH.

36" Induction Cooktop



800 Series – Black NIT8661UC

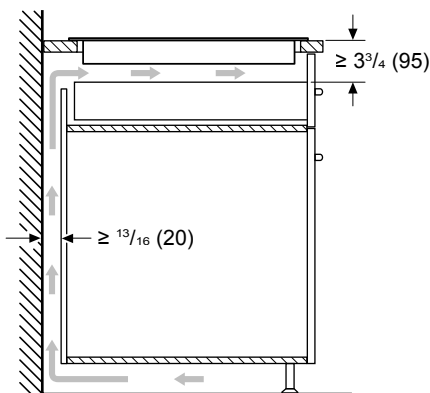
Installation Details



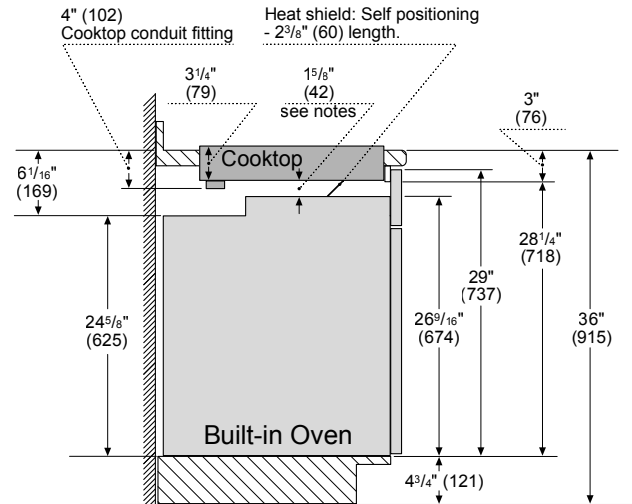
- * Minimum clearance from the cooktop cutout to the wall
- ** Installed depth includes a gap of 1" (26 mm) for ventilation
- *** Minimum clearance between the cooktop surface and lower edge of the exhaust hood.

measurements in inches (mm)

Measurements in inches (mm)



Installation above Wall Ovens

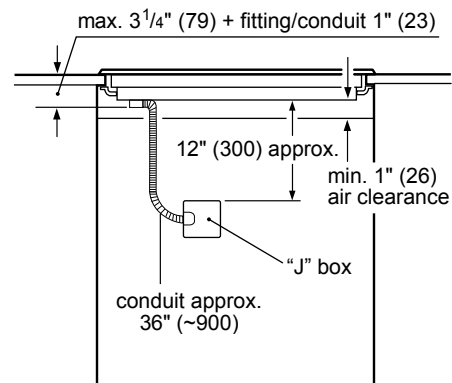


Notes:

Dimensions based on standard countertop height (36" with 4 3/4" toe kick including base plate).

The built-in oven can be installed below the induction cooktop as long as there is a minimum 1" (26) clearance between the bottom of the cooktop and the top of the oven.

measurements in inches (mm)



Measurements in inches (mm)

Accessories: To purchase Bosch accessories, cleaners & parts please visit www.bosch-home.com/us/store or call 1-800-944-2904 (Mon to Fri 5 am to 6 pm PST, Sat 6 am to 3 pm PST).

Notes: All height, width and depth dimensions are shown in inches. BSH reserves the absolute and unrestricted right to change product materials and specifications, at any time, without notice. Consult the product's installation instructions for final dimensional data and other details prior to making cutout.

Warranties: Please see Use & Care manual or Bosch website for statement of limited warranty.

For more information on our entire line of products, go to www.bosch-home.com/us or call 1-800-944-2904

© BSH Home Appliances Corporation. All rights reserved. Bosch is a registered trademark of Robert Bosch GmbH.