

2224ZWC • 24" Wine Captain® Model • 2000 Series

FEATURES & BENEFITS



STAINLESS
FRAME



STAINLESS
FRAME (LOCK)



INTEGRATED
FRAME



INTEGRATED
SOLID

PERFORMANCE

- Volume of 4.7 cu ft holds up to 43 wine bottles (750 ml)
- Digital Touch Pad Control is conveniently located on upper face of unit
- Temperature range: 34°F - 65°F
- Digital passive cooling system
- Maintains temperature to within 1°F of the set point to maximize preservation
- Independently controlled dual-zones
- Relative humidity inside the unit is approx. 50%
- Rubber mounted compressor virtually eliminates vibration

INTERIOR/EXTERIOR

- Black interior is illuminated with LED lighting that automatically turns off when the door is closed, or can be set to stay on for 3 hours
- Full extension black vinyl coated wine racks allow for easy access and prevent bottles from shifting
- Wine racks accommodate a variety of bottle shapes and sizes, while the third and sixth racks allow for larger diameter wine and champagne bottles
- LowE coated, argon gas filled thermopane glass door provides protection from harmful UV light
- Standard commercial stainless steel handle is interchangeable with professional handle accessory
- Must be ordered right-hand or left-hand hinged
- Door lock model available

INTEGRATION

- Solid natural beech wood fronts on wine racks can easily be stained to match surrounding cabinetry
- Robust, concealed and covered hinges with built-in door stop and closer
- Integrated model requires 3/4" custom door panel
- Fixed grille can accept an overlay toe-kick
- Four independently adjustable leveling legs provide a precise undercounter fit

MODEL DETAILS

Model	Voltage	Door Swing	Finish	Shipping Weight
U-2224ZWCS-00A	115	Right-Hand Hinge	Stainless Frame	160 lbs
U-2224ZWCS-01A	115	Left-Hand Hinge	Stainless Frame	160 lbs
U-2224ZWCS-13A	115	Right-Hand Hinge	Stainless Frame (Lock)	160 lbs
U-2224ZWCS-15A	115	Left-Hand Hinge	Stainless Frame (Lock)	160 lbs
U-2224ZWCINT-00A	115	Right-Hand Hinge	Integrated Frame	157 lbs
U-2224ZWCINT-01A	115	Left-Hand Hinge	Integrated Frame	157 lbs
U-2224ZWCINT-60A	115	Right-Hand Hinge	Integrated Solid	150 lbs
U-2224ZWCINT-61A	115	Left-Hand Hinge	Integrated Solid	150 lbs

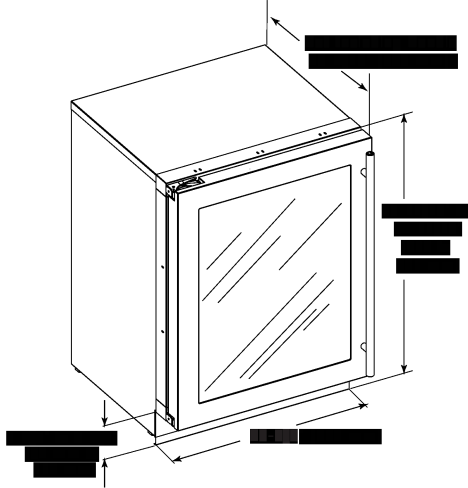
ACCESSORIES

Model	Description	Finish	Shipping Weight
23074	Professional Door Handle, 1 1/4" Diameter	Stainless	2 lbs
23073	Commercial Door Handle, 7/8" Diameter	Stainless	2 lbs

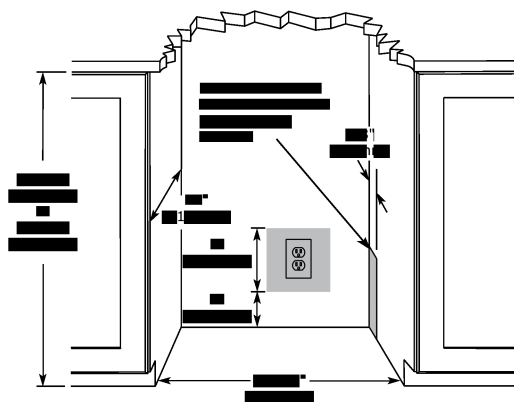
2000 Series • 24" Wine Captain® Model • 2224ZWC

DIMENSIONS

Dimensions shown apply to all finishes, including Integrated (INT) models with 3/4" overlay panel/frame installed.



CABINET CUT-OUT



INSTALLATION NOTES

When installing adjacent to wall, ensure 2 1/2" clearance on hinged side for 90° door opening, allowing ample room for door handle.

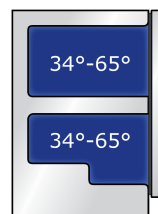
No additional clearance around sides, top or rear of unit is needed for ventilation.

Do not obstruct front grille air flow.

SPECIFICATIONS

Model	2224ZWC
Amps: Running	1.2
Capacity: Average Volume (cu ft)	4.7
Capacity: Wine Bottle (750 ml)	43
Control Type	Digital Touch Pad
Dimensions: Product Depth	23 7/16" / 590 mm
Dimensions: Product Height	33 11/16" / 856 mm
Dimensions: Product Width	23 5/8" / 600 mm
Energy Consumption: Avg. Per Year	250 kWh
ENERGY STAR	na
Product Weight: Max	150 lbs
Refrigerant Type	R600a
Sabbath (Star K Certified)	Yes
Temperature Range	34°F - 65°F

COOLING SYSTEM



ELECTRICAL REQUIREMENTS

This unit requires a grounded a polarized 115 VAC, 60 Hz, 15 A power supply (normal household current).



Residential



Please visit u-line.com to view this model's User Guide.
All specifications are subject to change without notice.