

2224ZWC



24" Wine Captain® Model • 2000 Series

FEATURES & BENEFITS



STAINLESS
FRAME



STAINLESS
FRAME (LOCK)



INTEGRATED
FRAME (STAINLESS
HANDLELESS PANEL)*



INTEGRATED
FRAME



INTEGRATED
SOLID



INTEGRATED
SOLID (STAINLESS
HANDLELESS PANEL)*

PERFORMANCE

- Volume of 4.7 cu ft holds up to 43 wine bottles (750 ml)
- Digital Touch Pad Control is conveniently located on upper face of unit
- Temperature range: 34°F - 65°F
- Passive cooling system
- Rubber mounted compressor virtually eliminates vibration

INTERIOR/EXTERIOR

- Black interior is illuminated with LED lighting that automatically turns off when the door is closed, or can be set to stay on for 3 hours
- Full extension black coated wine racks allow for easy access and prevent bottles from shifting
- Wine racks accommodate a variety of bottle shapes and sizes, while the third and sixth racks allow for larger diameter wine and champagne bottles
- LowE coated, argon gas filled triple thermopane glass door provides protection from harmful UV light
- Stainless steel handle (7/8" diameter)
- The door swing on non-lock models is field reversible and is shipped right-hand hinged
- Lock models must be ordered right-hand or left-hand hinged

INTEGRATION

- Solid natural beech wood fronts on wine racks can easily be stained to match surrounding cabinetry
- Robust, concealed and covered hinges with built-in door stop and closer
- Integrated model requires 3/4" custom panel of your choice, or can accept U-Line Euro Style Handleless Stainless Panel Accessory (must be ordered separately)
- Fixed grille can accept an integrated toe-kick
- Four independently adjustable leveling legs provide a precise undercounter fit

MODEL DETAILS

Model	Voltage/Hz	Door Swing	Finish	Shipping Weight
U-2224ZWCS-00B	115 / 60	Field Reversible	Stainless Frame	160 lb
U-2224ZWCS-13B	115 / 60	Right-Hand Hinged	Stainless Frame (Lock)	160 lb
U-2224ZWCS-15B	115 / 60	Left-Hand Hinged	Stainless Frame (Lock)	160 lb
U-2224ZWCINT-00B	115 / 60	Field Reversible	Integrated Frame	157 lb
U-2224ZWCINT-60B	115 / 60	Field Reversible	Integrated Solid	150 lb

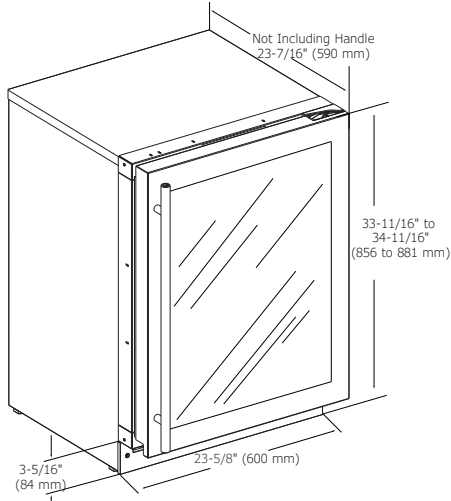
ACCESSORIES

Model	Description	Finish	Shipping Weight
ULASHP24FRAME*	Stainless Handleless Panel Frame	Stainless	8 lb
ULASHP24SOLID*	Stainless Handleless Panel Solid	Stainless	12 lb

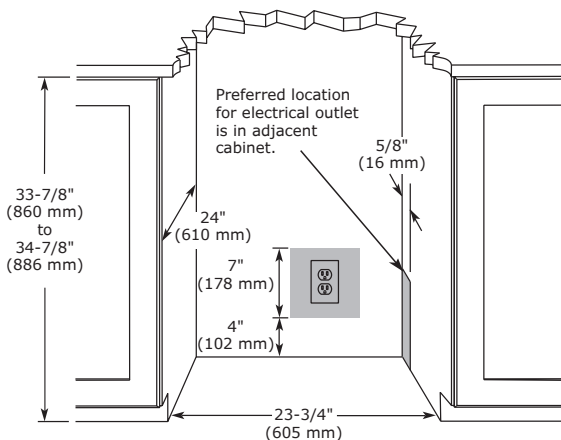
*Installs on integrated models.

DIMENSIONS

Dimensions shown apply to all finishes, including Integrated (INT) models with 3/4" integrated panel/frame installed.



CABINET CUT-OUT



INSTALLATION NOTES

When installing adjacent to wall, ensure 2 1/2" clearance on hinged side for 90° door opening, allowing ample room for door handle.

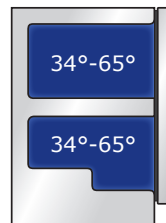
No additional clearance around sides, top or rear of unit is needed for ventilation.

Do not obstruct front grille air flow.

SPECIFICATIONS

Model	2224ZWC
Amps: Running	1.2
Capacity: Average Volume (cu ft)	4.7
Capacity: Wine Bottle (750 ml)	43
Control Type	Digital Touch Pad
Dimensions: Product Depth	23 7/16" / 590 mm
Dimensions: Product Height	33 11/16" / 856 mm
Dimensions: Product Width	23 5/8" / 600 mm
ENERGY STAR	N/A
Panel Height	30" / 762 mm
Panel Thickness	3/4" / 20 mm
Panel Type	2 3/4" / 70 mm Frame Panel or Solid Panel (-60 suffix)
Panel Width	23 1/2" / 595 mm
Product Weight: Max	150 lb
Refrigerant Type	R600a
Sabbath (Star K Certified)	Yes
Temperature Range	34°F - 65°F

COOLING SYSTEM



ELECTRICAL REQUIREMENTS

This unit requires a grounded, polarized 115 VAC, 60 Hz, 15 A power supply (normal household current).



Please visit u-line.com to view this model's User Guide & Service Manual. All Specifications are subject to change without notice.