

ECLECTIC.SPIRITED.WONDERFULLY COMFORTABLE.

LEO • UPHOLSTERED • LOOSE PILLOW BACK



Shown in fabric 104NL-08, bolster pillow in fabric 104NL-08. Washed oak wood finish.  
(Shown above: Leo-211 and Leo-214)

Leo-210/211  
Alternate Chaise - RSC/LSC  
L34" D87" H37"

Seat Height 22"

Seat Depth 73"

Arm Height 31"

Leo-214/215  
Two Seated Bench End - RSE/LSE  
L73" D34" H37"

Seat Height 22"

Seat Depth 21"

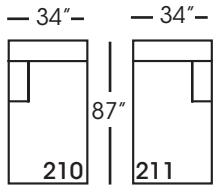
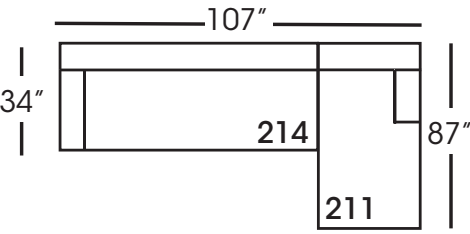
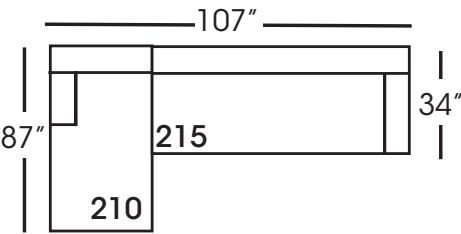
Arm Height 31"

LEO SECTIONAL COLLECTION		
	Chaise 210/211	2-Seated Bench End 214/215
Standard Features		
Cloud Cushion	X	X
Wooden Leg and Base Finish Options	X	X
Sinuous Underconstruction	X	X
Options - See Price List for Prices		
Luxe Cushion	No Charge	No Charge
Cloud Plus Cushion	X	X
Extra Pillows (XP) - 20" TP	X	X
Ordering Instructions		
To Order, Please write the following:	Leo-210 <small>RSC/211 LSC</small>	Leo-214 <small>RSE/215 LSE</small>

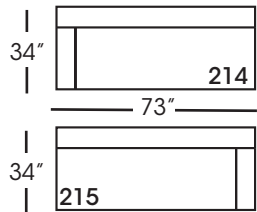
Pattern Availability: RG, PS, NM, RS

ECLECTIC.SPIRITED.WONDERFULLY COMFORTABLE.

LEO • UPHOLSTERED • LOOSE PILLOW BACK



Alternate Chaise\*  
L34" D87" H37"  
*\*available as right or left seated*



2-Seated Bench End\*  
L73" D34" H37"  
*\*available as right or left seated*

