

BI-48SID/S



FEATURES

Ice and chilled water dispenser inside the refrigerator marries convenience and aesthetics

Dual refrigeration keeps food fresher longer

Air purification system fights spoilage, odors

Crispers and deli drawers in low-temp, high-humidity zones for optimum freshness

Microprocessor control assures peak performance

Water-filtration system reduces contaminants, chlorine taste and odor

Freshness cards for maximum food preservation

Rigorously tested in our U.S. manufacturing facilities to ensure at least 20 years of heavy use

Exceptional 24/7 support from our Customer Care team based in Madison, Wisconsin and just footsteps from our factory

"Soft bright" interior lighting

Magnetic door seal system locks in cold air

Automatic ice maker with "max ice" feature

Adjustable shelves for maximum convenience

ACCESSORIES

Side panel in white or stainless steel

Stainless steel kickplate

Grilles for 83" or 88" finished height (84" is standard)

Side panel mounting kit

Dozen egg container

Replacement air purification cartridge and water filter

accessories-are-available-through-an-authorized-sz-dealer



HANDLE OPTIONS

PRO



TUBULAR



PRODUCT-DETAILS

REFRIGERATOR

- Internal ice and water dispenser
- 4 Adjustable glass shelves
- 1 Stationary glass shelf
- 1 High-humidity drawer with divider
- 2 Storage drawers with divider
- 3 Adjustable door shelves
- 2 Stationary door shelves
- Adjustable dairy compartment

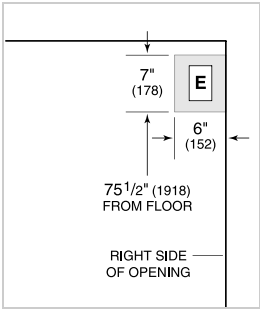
FREEZER

- 3 Adjustable wire shelves
- 1 Stationary solid shelf
- 3 Storage drawers
- 5 Adjustable door shelves
- Automatic ice maker

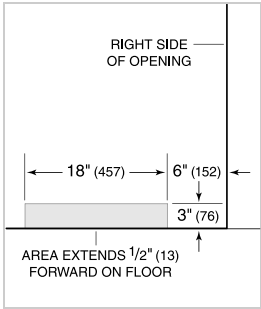
PRODUCT-SPECIFICATIONS

model	BI-48SID/S
dimensions	48"W x 84"H x 24"D
door-clearance	30"
weight	656 lb
refrigerator-capacity	18.6 cu ft
freezer-capacity	9.6 cu ft
electrical-supply	115 VAC, 60 Hz
electrical-service	15 amp dedicated circuit
plumbing-supply	1/4" OD copper, braided stainless steel or PEX tubing
plumbing-pressure	35–120 psi

ELECTRICAL



PLUMBING

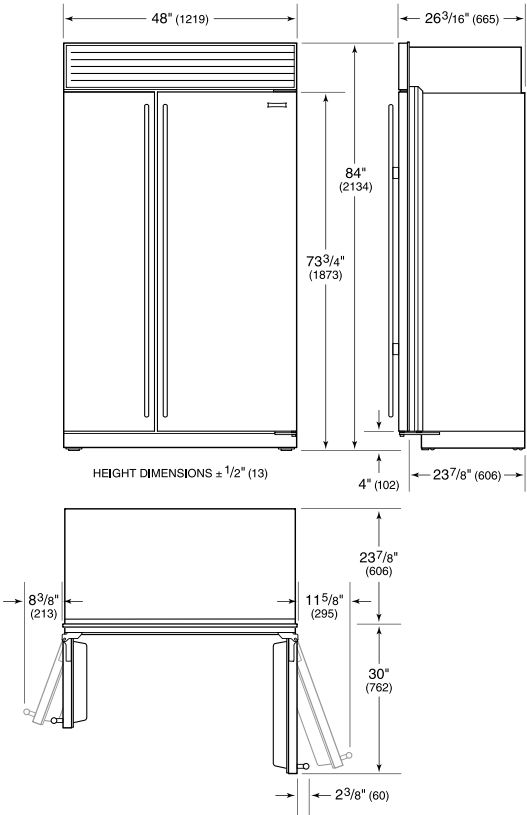


INTERIOR-VIEW

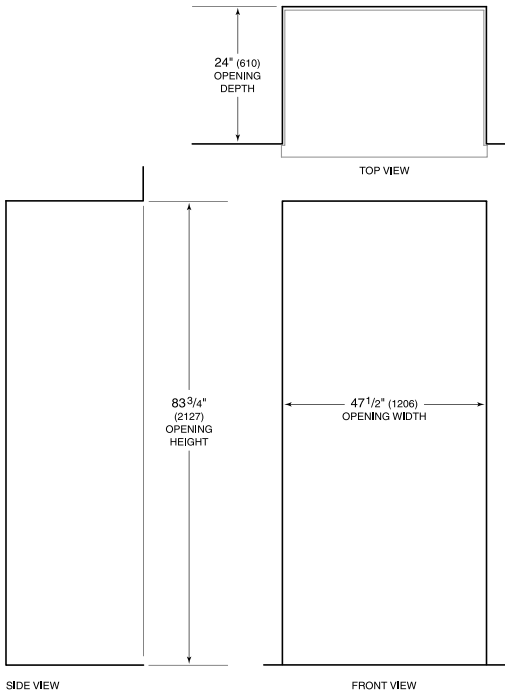


this-illustration-is-intended-for-interior-reference-only-not-represent-the-exterior

DIMENSIONS



STANDARD INSTALLATION



NOTE: Shaded line represents profile of unit.