



<i>EAN code</i>	<i>8034122370330</i>
<i>Model Code</i>	<i>FIVAL34B6WH-R Built-in - 34" (87 cm) - white - 600 CFM</i>
<i>Collection</i>	<i>Built-in</i>

FEATURES AND PROPERTIES

<i>Materials/Finishes</i>	<i>Painted white steel</i>
<i>Lighting</i>	<i>Strip LED</i> <i>Dynamic Light (2700K - 5600K)</i>
<i>Control</i>	<i>Electronic control</i>
<i>Installation type</i>	<i>Insert</i>
<i>Ducting type</i>	<i>External ducting/Recirculating</i>
<i>Filters</i>	<i>Metallic grease filter, removable and washable</i> <i>Charcoal filter (optional)</i>
<i>*Chimney</i>	<i>Possible to duct wall mounted from rear</i>
<i>Dimensions</i>	<i>34 in</i>
<i>Features</i>	<i>Perimeter suction</i> <i>Possible to duct wall mounted from rear</i> <i>SRS Speed reduction system</i>

OPTIONAL ACCESSORIES

<i>Code</i>	<i>Description</i>
103050091	FFCHAR3C0BL - Round charcoal filter Ø 6" - Type 6
101080141	Metallic filter aluminium base (Valentina Ins. 87) 239x190,3
105080053	Remote control
KACL.815	Protective cleaning cloths for stainless steel (box 10 pcs)

ELECTRICAL CONNECTION AND CONSUMPTION

Maximum consumption	340W
Voltage/Frequency	110-120V 60Hz
Connection type	Hood comes standard with Nema 5-15P power cord

BLOWER PERFORMANCE

Motor	600 CFM
-------	---------

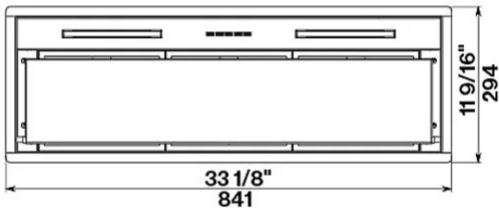
TECNICAL SPECS OF COOKERHOOD WITH 600 CFM MOTOR

Motor Speed	SRS 2*		SRS 3*	
	1	2	3	4
CFM (rated at the motor)	210	295	395	600
Sones (estimated value)	1.5	3	4.25	6
Duct Size	6"	6"	6"	6"

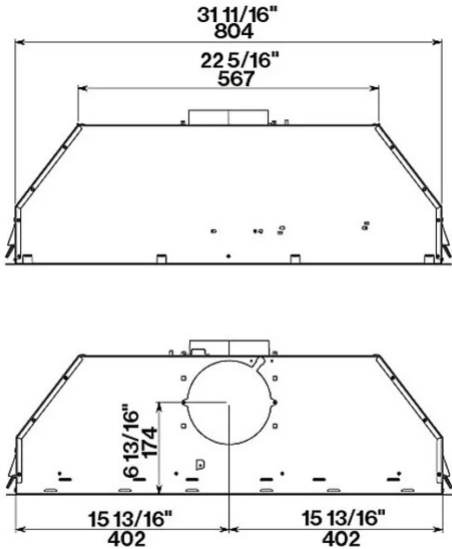
*If activated SRS has 2 settings; 3 speed max & 2 speed max

WEIGHTS AND DIMENSIONS

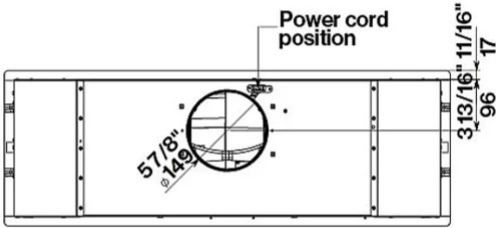
Gross weight	38 lbs
Net weight	31 lbs
Packaging dimensions	L 39 in H 15 in D 16 in
Notes	Recommended mounting height from cooking surface to hood bottom: 24" - 35"



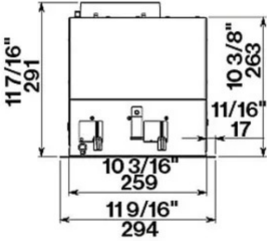
Bottom view



Frontal/rear view



Top view



Side view