



**Liberty Furniture**  
INDUSTRIES, INC

## LIBERTY FURNITURE

### ASSEMBLY INSTRUCTION

ITEM# **737-BR03/BR04/BR73C**


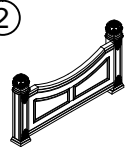
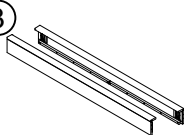
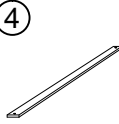

DESCRIPTION **KING POST BED HEADBOARD**

**KING POST BED FOOTBOARD**







**CALIFORNIA KING POSTER RAIL**

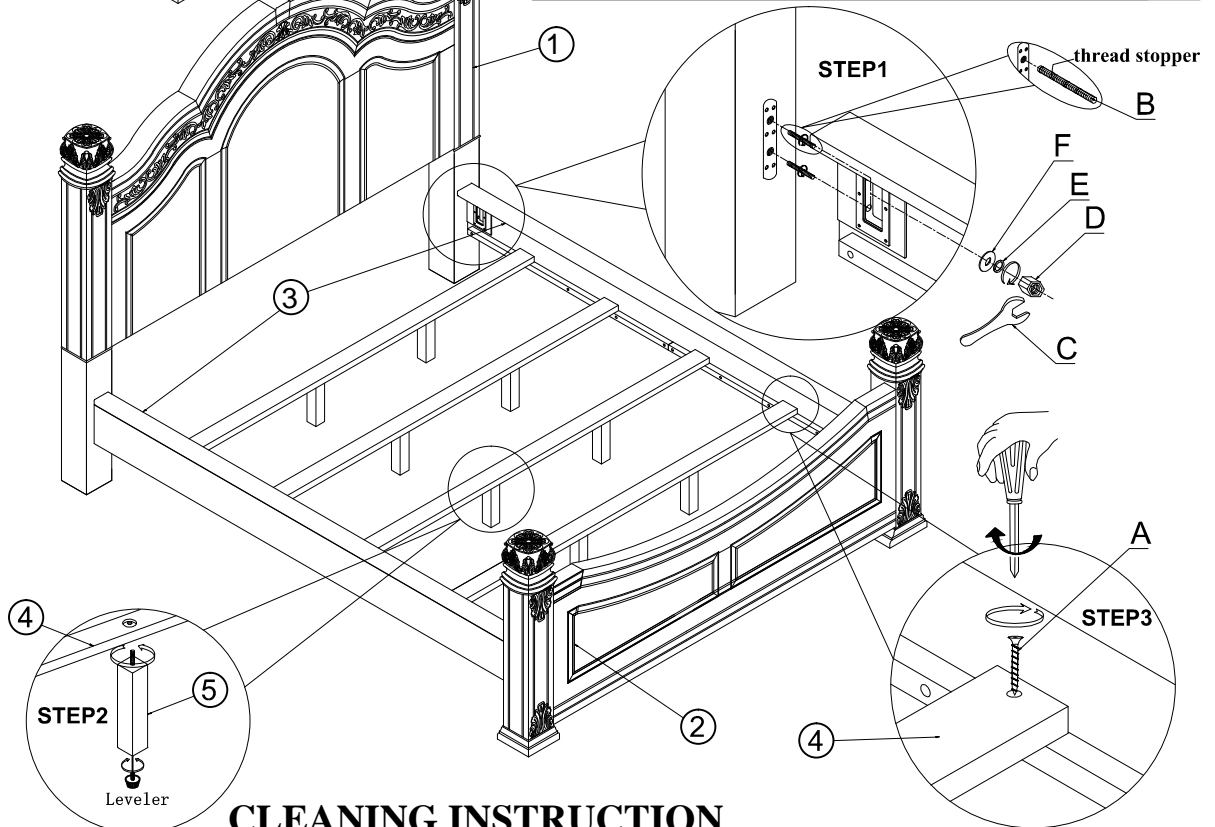
Thank you for purchasing this quality product. Be sure to check all packing material carefully for small parts which may have some loose inside the carton during shipment. Identify and count all parts and compare with the parts List Below:

#### PART LIST

①	②	③	④	⑤
				
HEADBOARD:1PC	FOOTBOARD:1PC	SIDE RAILS: 2PCS	SLATS:4PCS	SUPPORT: 8PCS

#### ⑥ HARDWARE LIST

NO.	Drawing	Description	Q'ty
A		Wood screw	8pcs
B		Threaded Bolt (Ø5/16"X3-1/2")	8pcs
C		Ø5/16" Wrench(12mm)	1pc
D		Hex Nut (Ø5/16")	8pcs
E		Flat washer (Ø5/16"x19mm)	8pcs
F		Spring washer (Ø5/16")	8pcs



#### **CLEANING INSTRUCTION**

Clean the Bed surface with a furniture polish and a soft cloth.

Made in VietNam