

ASSEMBLY INSTRUCTIONS
COASTER FINE FURNITURE



Fine Furniture for every stage of life

109391
Dining Table

ITEM:109391



ASSEMBLY INSTRUCTIONS

ASSEMBLY TIPS:

1. Remove hardware from box and sort by size.
2. Please check to see that all hardware and parts are present prior to start of assembly.
3. Please follow attached instructions in the same sequence as numbered to assure fast & easy assembly.

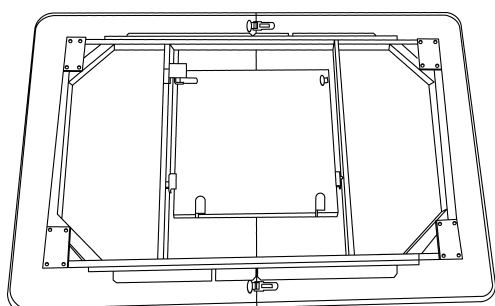
Warning !!

1. Don't attempt to repair or modify parts that are broken or defective. Please contact the store immediately.
2. This product is for home use only and not intended for commercial establishment.

ASSEMBLY TIME**15 MINUTES**

PARTS IDENTIFICATION

A TOP








1PC

B LEG



4PCS

HARDWARE IDENTIFICATION

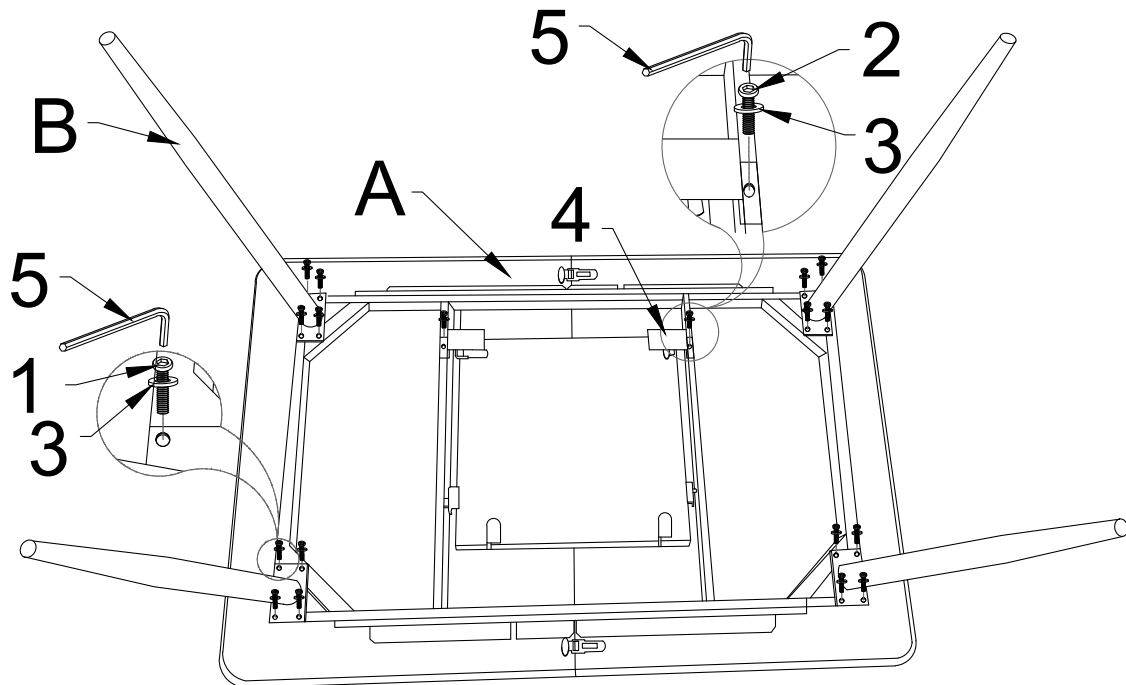
NO	DESCRIPTION	FIGURE	Q'TY
1	BOLT (M8 x 16mm-BLK)		16 PCS
2	BOLT (M6 x 12mm-BLK)		2 PCS
3	WASHER (Ø8 x 18 x 2mm-BLK)		18 PCS
4	L SHAPED SUPPORT BRACKET		2 PCS
5	ALLEN WRENCH (5mm-GD)		1 PC

ITEM: **109391**

ASSEMBLY INSTRUCTIONS



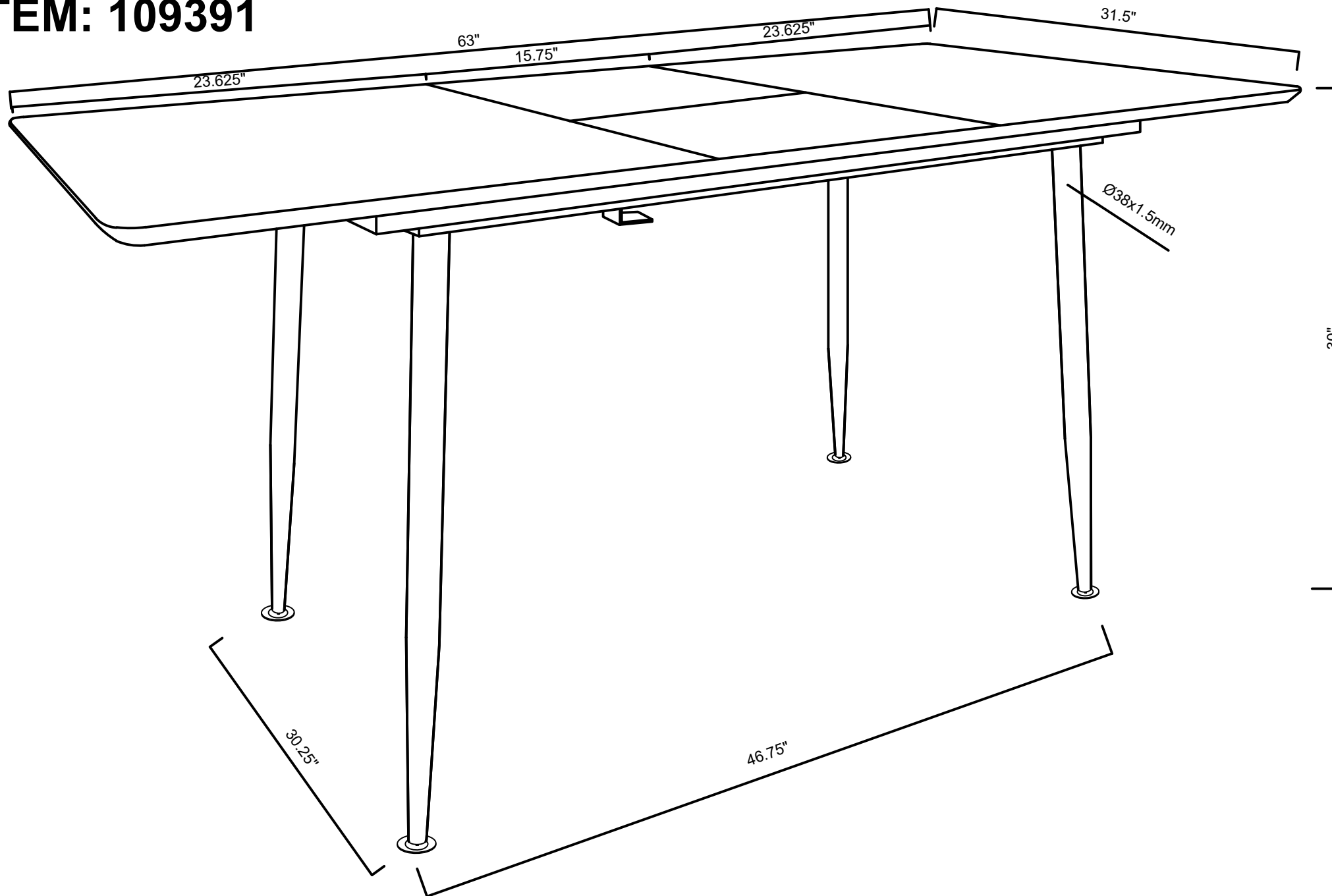
STEP 1



STEP 2 COMPLETE



ITEM: 109391



ASSEMBLY INSTRUCTIONS
COASTER FINE FURNITURE



Fine Furniture for every stage of life

1 0 9 3 9 2
Side Chair

REVISION 0:02/06/2025

PAGE 1 OF 3

COASTERFURNITURE.COM

ITEM: 109392



ASSEMBLY INSTRUCTIONS

ASSEMBLY TIPS:

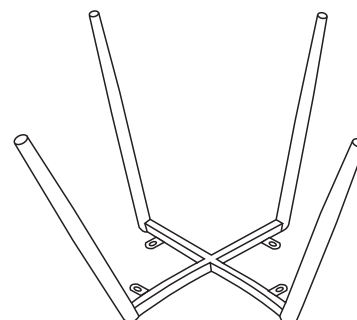
1. Remove hardware from box and sort by size.
2. Please check to see that all hardware and parts are present prior to start of assembly.
3. Please follow attached instructions in the same sequence as numbered to assure fast & easy assembly.

Warning !!




1. Don't attempt to repair or modify parts that are broken or defective. Please contact the store immediately.
2. This product is for home use only and not intended for commercial establishment.

ASSEMBLY TIME**15 MINUTES**

PARTS IDENTIFICATION

A SEAT AND BACK**1 PC****B BASE****1 PC**

Z **HARDWARE IDENTIFICATION**

NO	DESCRIPTION	FIGURE	Q'TY
1	BOLT (M6 x 16mm-BLK)		4 PCS
2	WASHER (Ø6 x 18 x 2mm-BLK)		4 PCS
3	ALLEN WRENCH (5mm-GD)		1 PC

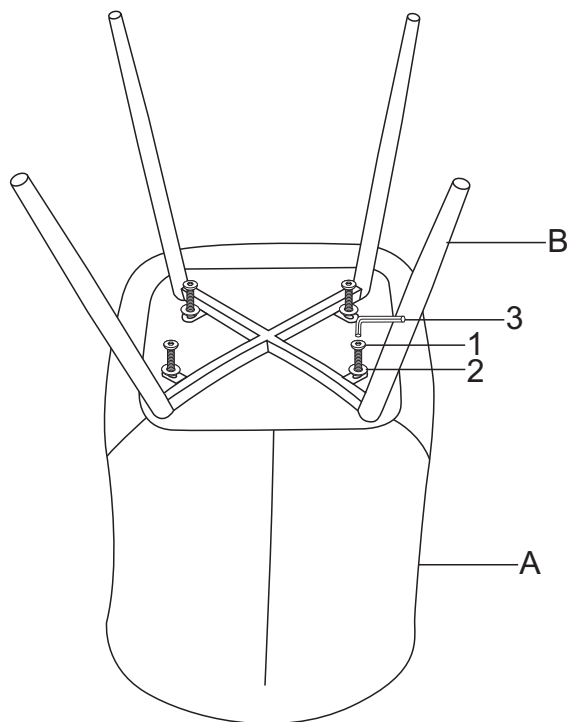
NOTE:

Quantities shown are for one chair.

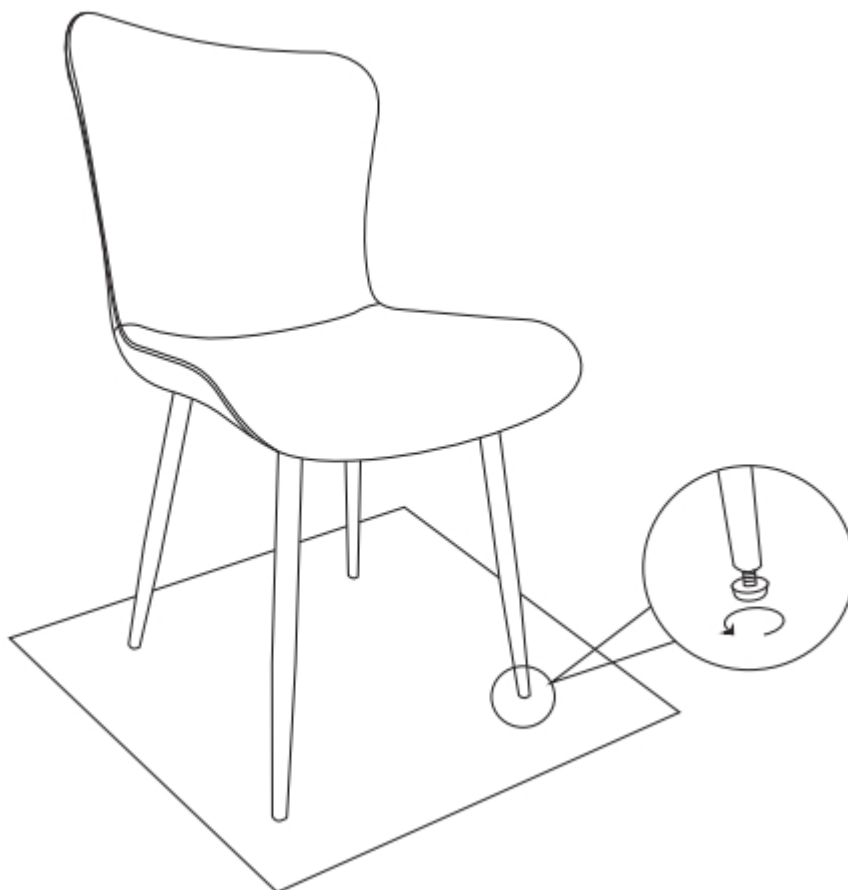
ITEM: 109392

ASSEMBLY INSTRUCTIONS

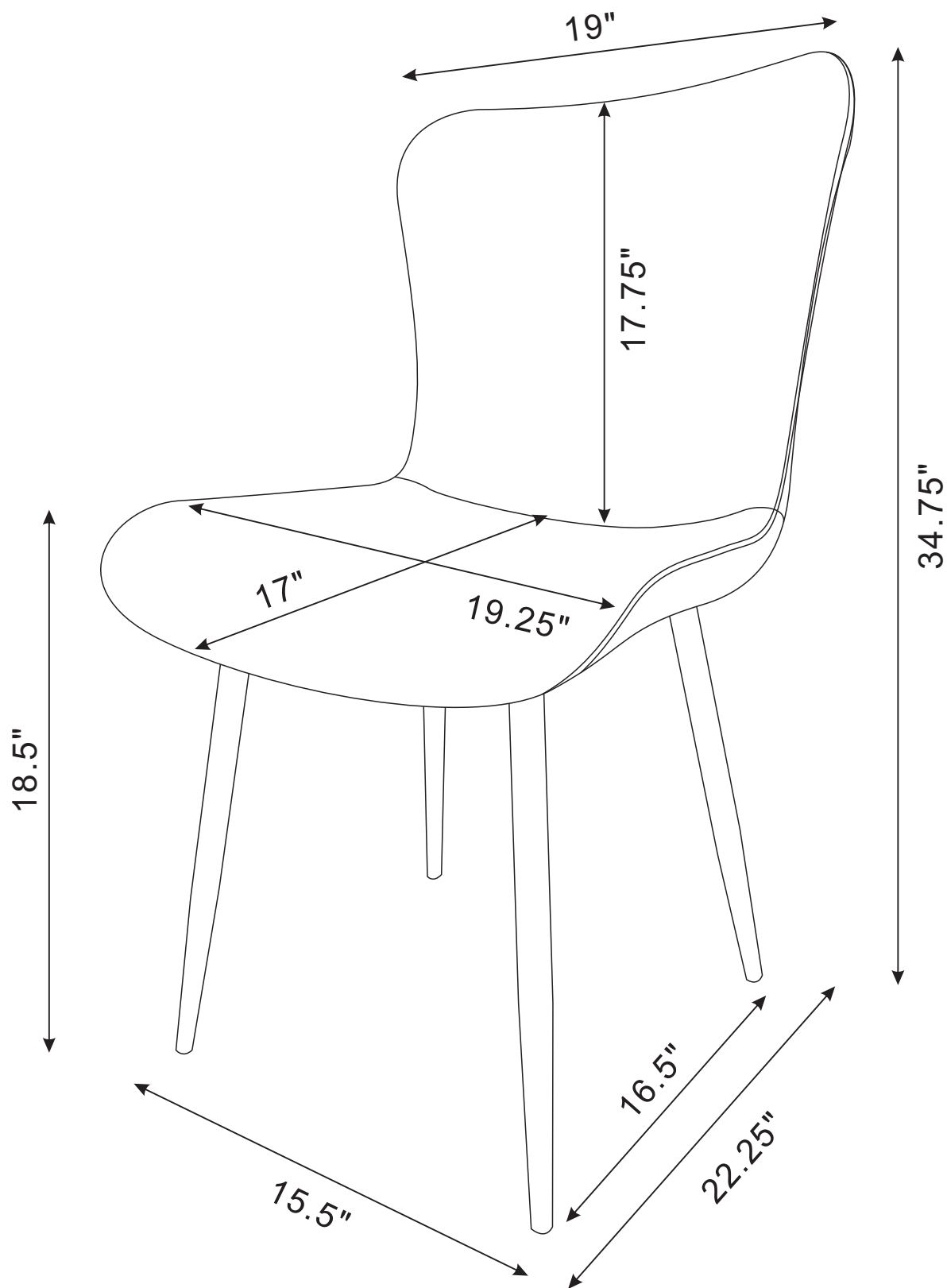
STEP 1



STEP 2 COMPLETE



ITEM:109392



Note:Dimension tolerance $\pm 5\%$