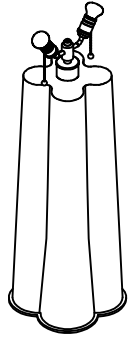


# TA20014

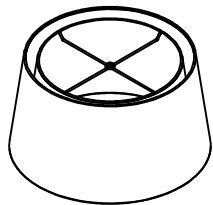
## ASSEMBLY INSTRUCTION

**P1** Lamp Body



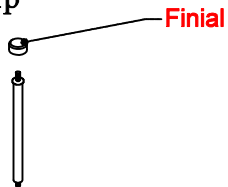
**x 1**

**P2** Lamp Shade

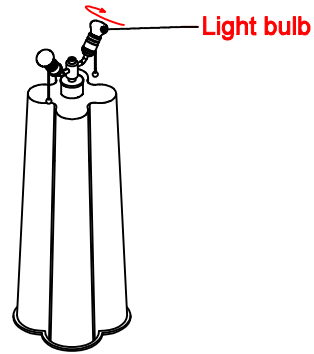


**x 1**

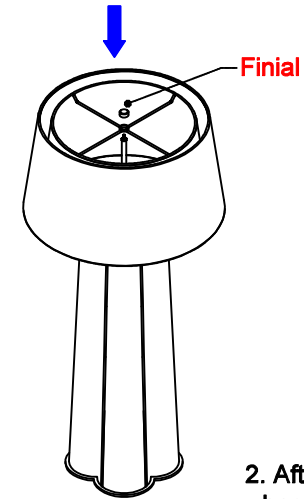
**1** Shape brass harp



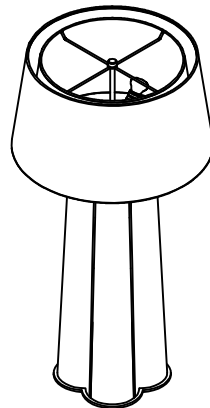
**x 1**



1. Install the light bulb by turning it clockwise.



2. After inserting the lamp shade to U-shape brass harp and lock by Finial.



3. Item ready to use.