

HAVEN RESERVE



Our Haven Reserve custom upholstery program is designed to provide you with comfort, style and vast array of options to personalize your space and design taste. Choose from a thoughtful range of arms, legs, silhouettes, cushion options, finishes, fabrics & nailhead details. From sofas to swivel chairs and sectionals to sleepers, Haven Reserve is the ultimate program to bring your design vision to life.

21
frame options

10
arm options

9
base options

10
pillow & cushion options



HOW TO ORDER

Select Welt (1) or French Seam (2)	Select Arm Style	Select Seat Cushion and Back Pillow	Select Base	Select Frame
1	E	K	T	70
Welt	English Arm	2 over 2 Knife Edge Back	Tapered Square	Loveseat



ARM OPTIONS



BRIDGEWATER ARM
XBXX-XX
Arm: 6"w
Skirt base option not available



KEY ARM
XKXX-XX
Arm: 9.5"w
Skirt base option not available



TRACK ARM
XTXX-XX
Arm: 5"w



WIDE TRACK ARM
XRXX-XX
Arm: 9"w



PARISIAN ARM
XNXX-XX
Arm: 6"w



ENGLISH ARM
XEXX-XX
Arm: 6"w



PANEL ARM
XPXX-XX
Arm: 9"w



SOCK ARM
XSXX-XX
Arm: 9"w



SLOPE ARM
XLXX-XX
Arm: 5"w



WIDE SLOPE ARM
XWXX-XX
Arm: 9"w

BASE OPTIONS



TAPERED SQUARE
XXXT-XX
2.5"w x 4"h
Finish Options Available



WIDE TAPER
XXXL-XX
5"w x 3.5"h
Finish Options Available



TURNED JACOBIAN
XXXJ-XX
3.75"w x 4"h
Finish Options Available



8" SKIRT
XXXS-XX



NICKEL METAL
XXXN-XX
4"w x 4"d x 3.5"h



BRONZE METAL
XXXB-XX
4"w x 4"d x 3.5"h



PLINTH BLOCK
XXXP-XX
4"w x 4"h x 2"h
Finish Options Available



WIDE BLOCK
XXXW-XX
8"w x 4"h x 2"h
Finish Options Available



BASE TO FLOOR
XXXF-31, XXXF-32
Only available for Swivel Chair
and Swivel Glider

BACK PILLOW OPTIONS



BOX BORDER



KNIFE EDGE

WELT OPTIONS

The Haven Reserve Collection is offered with Welt (1XXX-XX) or a French Seam (2XXX-XX). Please note: the French Seam option is only offered on seats, backs & throw pillows.

SEAT CUSHION* AND BACK PILLOW OPTIONS

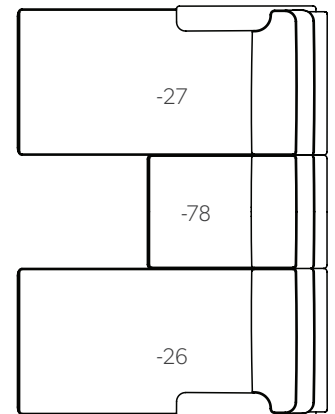
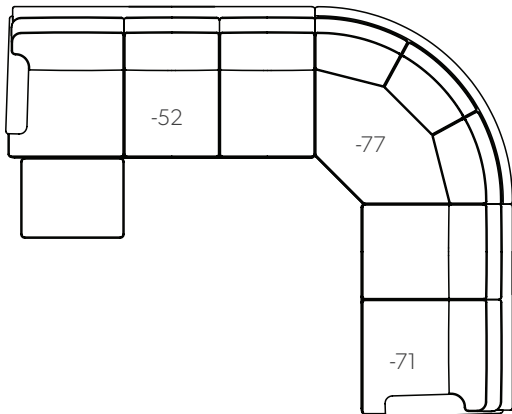
ITEM/FRAME #	1 OVER 1		2 OVER 1		2 OVER 2		3 OVER 1		3 OVER 3		4 OVER 4	
	Box Border	Knife Edge	Box Border	Knife Edge	Box Border	Knife Edge	Box Border	Knife Edge	Box Border	Knife Edge	Box Border	Knife Edge
Sofa -50	-	-	XXDX-50	XXEX-50	XXRX-50	XXFX-50	XXHX-50	XXNX-50	XXBX-50	XXKX-50	-	-
Grande Sofa -56	-	-	XXDX-56	XXEX-56	XXRX-56	XXFX-56	-	-	-	-	XXAX-56	XXCX-56
Sleeper -60	-	-	XXDX-60	XXEX-60	XXRX-60	XXFX-60	XXHX-60	XXNX-60	XXBX-60	XXKX-60	-	-
Loveseat -70	-	-	XXHX-70	XXNX-70	XXBX-70	XXKX-70	-	-	-	-	-	-
Lounge Chair -01	XXBX-01	XXKX-01	-	-	-	-	-	-	-	-	-	-
Swivel Glider -32	XXBX-32	XXKX-32	-	-	-	-	-	-	-	-	-	-
Swivel Chair -31	XXBX-31	XXKX-31	-	-	-	-	-	-	-	-	-	-
Ottoman** -20	XXBX-20	XXKX-20	XXHX-20	XXNX-20	XXBX-20	XXKX-20	XXHX-20	XXNX-20	XXBX-20	XXKX-20	XXAX-20	XXCX-20
LAF Sofa -52	-	-	XXDX-52	XXEX-52	XXRX-52	XXFX-52	XXHX-52	XXNX-52	XXBX-52	XXKX-52	-	-
RAF Sofa -51	-	-	XXDX-51	XXEX-51	XXRX-51	XXFX-51	XXHX-51	XXNX-51	XXBX-51	XXKX-51	-	-
LAF Corner Sofa -54	-	-	-	-	-	-	-	-	XXBX-54	XXKX-54	-	-
RAF Corner Sofa -53	-	-	-	-	-	-	-	-	XXBX-53	XXKX-53	-	-
LAF Loveseat -72	-	-	XXHX-72	XXNX-72	XXBX-72	XXKX-72	-	-	-	-	-	-
RAF Loveseat -71	-	-	XXHX-71	XXNX-71	XXBX-71	XXKX-71	-	-	-	-	-	-
Armless Loveseat -79	-	-	XXHX-79	XXNX-79	XXBX-79	XXKX-79	-	-	-	-	-	-
LAF Chaise -27	XXBX-27	XXKX-27	-	-	-	-	-	-	-	-	-	-
RAF Chaise -26	XXBX-26	XXKX-26	-	-	-	-	-	-	-	-	-	-
Armless Lounge -78	XXBX-78	XXKX-78	-	-	-	-	-	-	-	-	-	-
Wedge -24	-	-	-	-	-	-	XXBX-24	XXKX-24	-	-	-	-
Curved Corner -77	-	-	XXBX-77	XXKX-77	-	-	-	-	-	-	-	-
Corner Chair -29	-	-	XXBX-29	XXKX-29	-	-	-	-	-	-	-	-

ADDITIONAL DETAILS

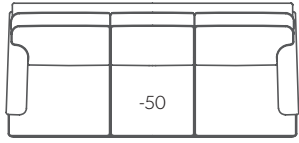
***Cushions:** Haven Reserve offers the Ultra Plush seat cushion as the standard with a fiber fill back pillow. Throw pillows are standard with 95/5 blendown fill. The Classic Plush seat cushion is also available, at no charge. Springdown and Blendown available for an upcharge.

Nailhead Trim Options: Optional nailhead trim is available around the base on all frame styles in small or medium nails. Please refer to price list for complete information regarding nail placement per arm style.

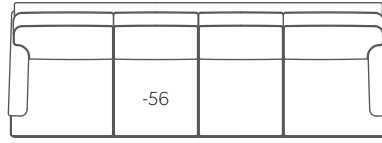
****Ottoman:** For the ease of ordering, -20 ottomans can be built with any back pillow/seat cushion configuration. Ottoman cushion construction is standard and will not change based on options selected above.



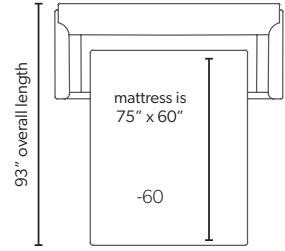
FRAME OPTIONS



XXXX-50 Sofa

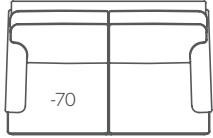


XXXX-56 Grande Sofa

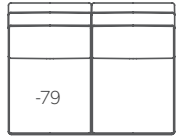


XXXX-60 Sleeper Sofa

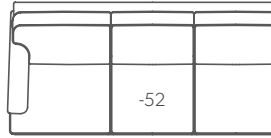
85"-94" w x 40" d x 38.5" h 26" ah x 19" sh x 21" sd x 75" iw	110"-119" w x 40" d x 38.5" h 26" ah x 19" sh x 21" sd x 100" iw	85"-94" w x 40" d x 38.5" h 26" ah x 19" sh x 21" sd x 75" iw (closed)
Standard with (2) 20" Throw Pillows		Standard with (2) 20" Throw Pillows



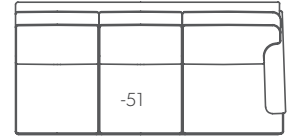
XXXX-70 Loveseat



XXXX-79 Armless Loveseat

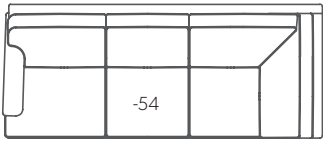


XXXX-52 LAF Sofa

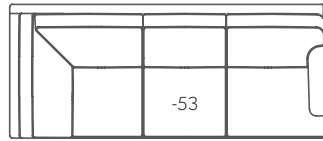


XXXX-51 RAF Sofa

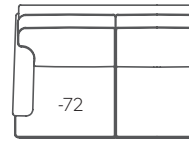
60"-70" w x 40" d x 38.5" h 26" ah x 19" sh x 50" sd x 50" iw	50" w x 40" d x 38.5" h	80"-84.5" w x 40" d x 38.5" h 26" ah x 19" sh x 21" sd x 75" iw
Standard with (2) 20" Throw Pillows		Standard with (1) 20" Throw Pillow



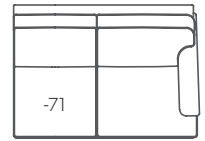
XXXX-54 LAF Corner Sofa



XXXX-53 RAF Corner Sofa

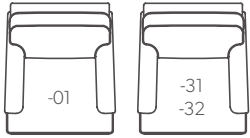


XXXX-72 LAF Loveseat



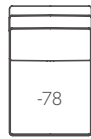
XXXX-71 RAF Loveseat

94"-99.5" w x 40" d x 38.5" h 26" ah x 19" sh x 21" sd x 71" iw	94"-99.5" w x 40" d x 38.5" h 26" ah x 19" sh x 21" sd x 71" iw	55"-59.5" w x 40" d x 38.5" h 26" ah x 19" sh x 21" sd x 50" iw
Standard with (3) 20" Throw Pillows		Standard with (1) 20" Throw Pillow



XXXX-01 Lounge Chair

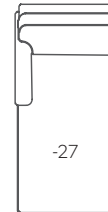
XXXS-31 Swivel Chair | XXXF-31* Base to Floor Swivel Chair
XXXS-32 Swivel Glider | XXXF-32* Base to Floor Swivel Glider



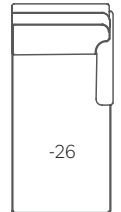
XXXX-78 Armless Lounge Chair



XXXX-20 Ottoman

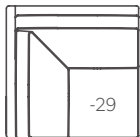


XXXX-27 LAF Chaise

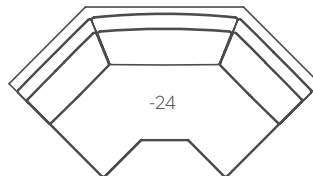


XXXX-26 RAF Chaise

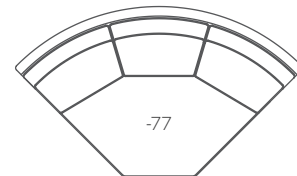
31.5"-40.5" w x 40" d x 38.5" h 26" ah x 19" sh x 21" sd x 21.5" iw	25" w x 40" d x 38.5" h 19" sh x 21" sd	26" w x 21" d x 17" h	31.5"-37" w x 69" d x 38.5" h 26" ah x 19" sh x 50" sd x 27.5" iw
Swivel Chair and Swivel Glider are available with 8" skirt or base to floor			Standard with (1) 20" Throw Pillow



XXXX-29 Corner Chair



XXXX-24 Wedge



XXXX-77 Curved Corner

40" w x 40" d x 38.5" h 19" sh x 21" sd x 21" iw	93.25" w x 51.25" d x 38.5" h 19" sh x 21" sd x 38.5" iw	74.25" w x 44" d x 38.5" h 19" sh x 21" sd x 50.5" iw
Standard with (1) 20" Throw Pillow	Standard with (3) 20" Throw Pillows	Standard with (2) 20" Throw Pillows

Schematics above are based on the English Arm with box border back and 3 over 3 cushion configurations. Frame dimensions are same for all seat and back pillow combinations.

