

Assembly instruction for

DESCRIPTION : TWIN HEADBOARD

: TWIN FOOTBOARD

: TWIN RAILS WITH TRUNDLE






: TWIN SLATS & SUPPORT LEGS

ITEM NO : AN700THF/AN700FTWR

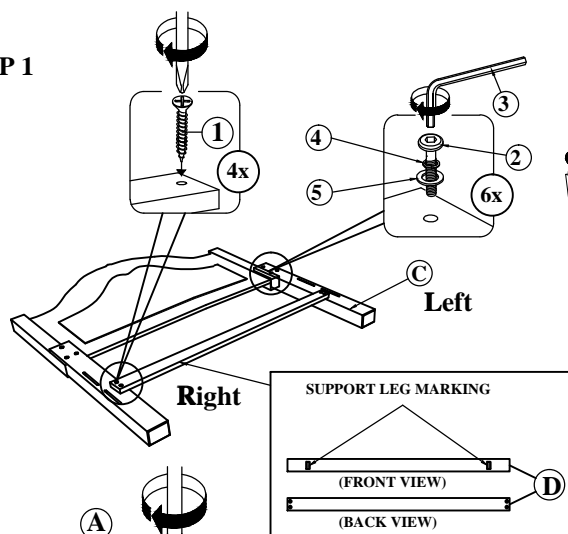
Caution : Please read instructions thoroughly before unpacking assembly parts. Sharp, exposed staple tips can cause injury, therefore, for your protection, please remove any exposed staples used in packing.

1. We recommend that you should assemble this product with the assistance of another person ; this will make assembly easier, and will help to eliminate damage to the product or injury to persons during assembly.
2. Be sure to check all packing materials carefully for small parts that may have come loose inside the carton during shipment.
3. Please do not over tighten screws or bolts.
4. Please put all parts on a non - abrasive floor before assembly. and follow the assembly step to assemble your newly purchased product correctly and efficiently .

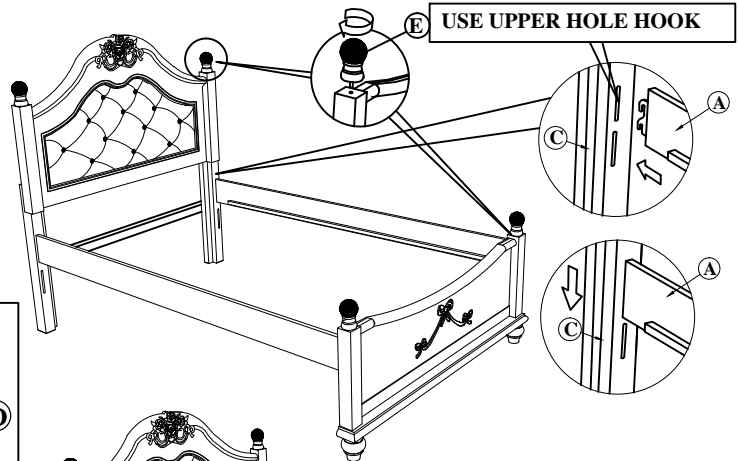
PART LIST			
NO	PART DESCRIPTION	CODE	QTY
A	FULL/TWIN RAIL	FTRAL	2
B	TWIN SLAT - INSIDE RAIL BOX	TBSLT	14
C	TWIN HEADBOARD LSF / RSF LEG	HBLEG	2
D	TWIN HEADBOARD BOTTOM STRETCHER	THSTR	1
E	HEADBOARD & FOOTBOARD CRYSTAL BALL	HBFCB	4
F	TRUNDLE	TRDLE	1

NO.	HARDWARE LIST		QTY
1		M4 X 32mm	32
2		M6 x 35mm	6
3		M4 x 65mm	1
4		M6 x 1/4"	6
5		M6 x 13mm	6
HARDWARE LOCATED IN HEADBOARD BOX & SIDE RAIL BOX			

STEP 1



STEP 2



STEP 3

