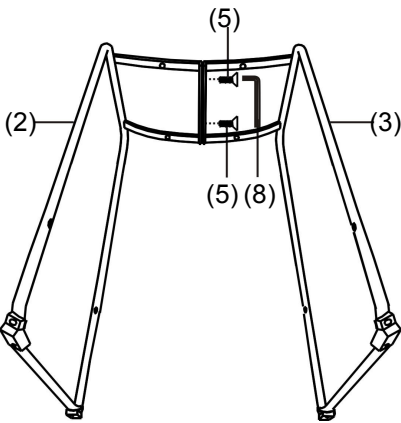


ASSEMBLY INSTRUCTIONS

Item #: BWS900BSE/BWS400BSE

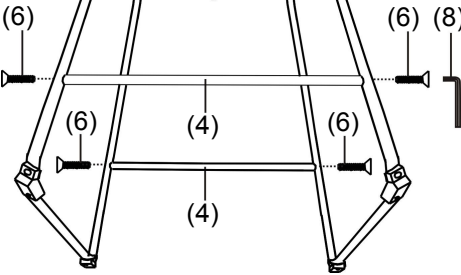
THANK YOU FOR PURCHASING THIS QUALITY PRODUCT.BE SURE TO CHECK ALL PACKING MATERIALS
CAREFULLY FOR SMALL PARTS THAT MAY HAVE COME LOOSE INSIDE THE CARTON DURING SHIPMENT.

Step 1

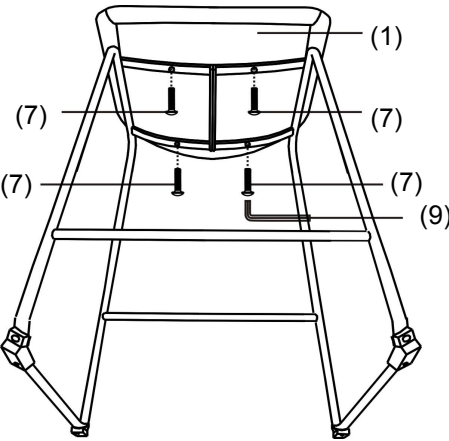


Use M5 allen key assemble two crews combine the two part of metal frame

Step 2




Step 3



Use M6 allen key to assemble the seat on the metal frame

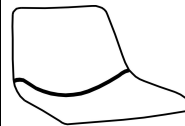
Step 4



Congratulations on your assemble success

PARTS LIST

(1)X1



(6)X4



M6X35MM

(2)X1



(7)X4




M6X22MM

(3)X1




(8)X1



M5

(4)X2



(9)X1



M6

(5)X2



M6X14MM

MADE IN CHINA