

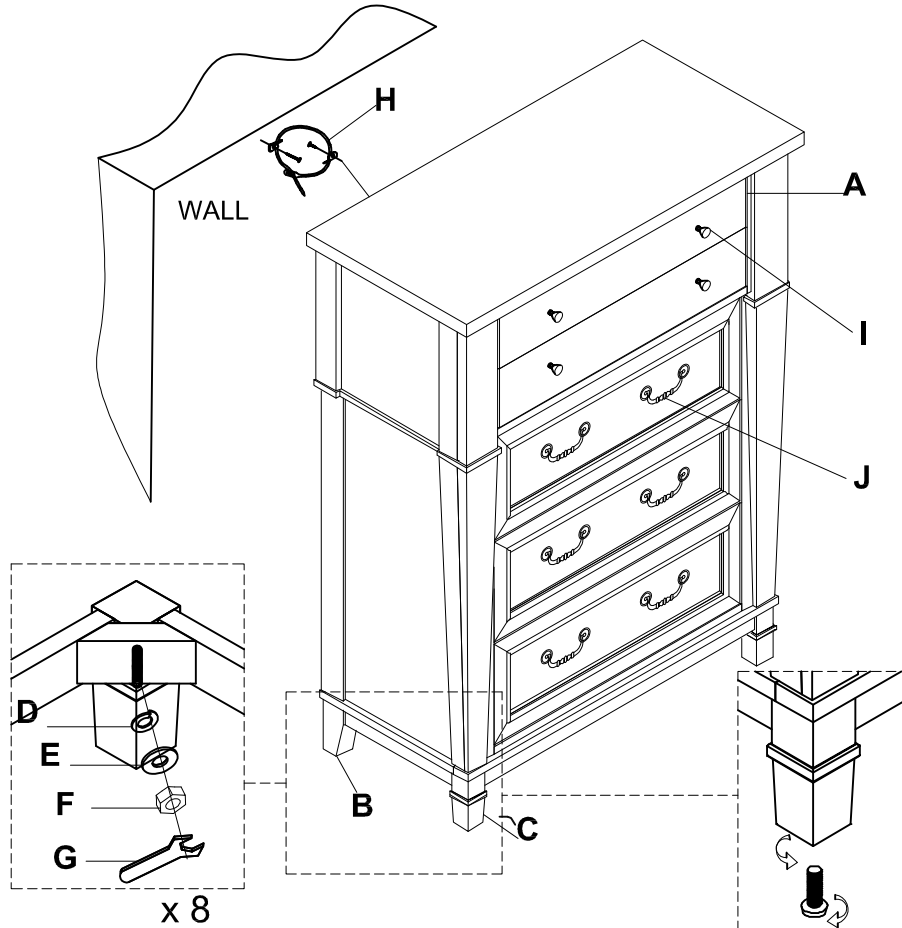
ASSEMBLY INSTRUCTIONS






688-009






Thank you for purchasing this product. Be sure to check all packing materials carefully for small parts that may have come loose inside the carton during shipment.

Before You Assemble: Please read all instructions carefully before beginning assembly. It is recommended that 2 people work together during assembly to prevent personal injury and to ensure that heavy or cumbersome parts are not damaged during the process.

CAUTION: For your safety, this product requires two people to lift.



| PICTURE | DESCRIPTION | Q'TY |
|--|--|------|
| A  | CHEST EHF # N/A | 1pc |
| B  | BACK LEGS (L/R) EHF # PB688-BKLEGLS/L/R | 2pcs |
| C  | FRONT LEGS EHF # PB688-FRLEGS | 2pcs |
| D  | FLAT WASHER EHF # PB688-030HDWR | 8pcs |
| E  | LOCK WASHER EHF # PB688-030HDWR | 8pcs |

| PICTURE | DESCRIPTION | Q'TY |
|--|--|------|
| F  | NUTS EHF # PB688-030HDWR | 8pcs |
| G  | KEY WRENCH EHF # PB688-030HDWR | 1pc |
| H  | ANTI -TIPPING KIT EHF# PUNI-TRESTRAINT | 1pc |
| I  | KNOB EHF # PB688-KNOB | 4pc |
| J  | HANDLE EHF # PB688-HANDLE | 6pcs |