

DHD48M987W

48-INCH WALL HOOD

MODERNIST COLLECTION



AVAILABLE MODELS

- DHD48M987WS - 48" Wall Hood, Stainless Steel
- DHD48M987WM - 48" Wall Hood, Graphite Stainless Steel

FEATURES & BENEFITS

- Seamless canopy design enhances kitchen by minimizing unfinished edges.
- Elegant control panel for easy control of lights, fan speed and timer.
- Four speed fan provides great performance while minimizing noise.
- Auto Connect turns on fan when cooktop is started.
- Auto ON turns hood on automatically if high temperatures are sensed.
- LED lighting provides energy efficiency and a bright cooking area.
- Dishwasher friendly baffles for easy clean-up.

CONTROL FEATURES

Fan Speeds	4 (3 Step + Booster)
Control Type	Touch
Auto Sensing	Yes (Heat Sensor)
Location	Front - Center
Wi-Fi Auto Connect Button	Yes
Bluetooth Connect Button	Yes

ADDITIONAL FEATURES

Filter Type	Baffle
Removable Filter	Yes
Lighting	LED + 4 Intensities

PERFORMANCE

CFM	1200
-----	------

CONNECTIVITY FEATURES

Monitoring	Yes
Fan Speed	Yes
Lighting On/Off	Yes
Power Control	Yes

TECHNICAL DETAILS

Circuit Breaker (A)	15
Volts (V)	120
Frequency (Hz)	60
Energy Source	Electric

DIMENSIONS & WEIGHT

Appliance Dimensions (H x W x D) (in.)	18" x 47 7/8" x 24"
Upper Cabinet Cutout (W) (in.)	48"
Weight	77 lbs (35kg)

WARRANTY

Limited, Parts and Labor	1 Year
--------------------------	--------

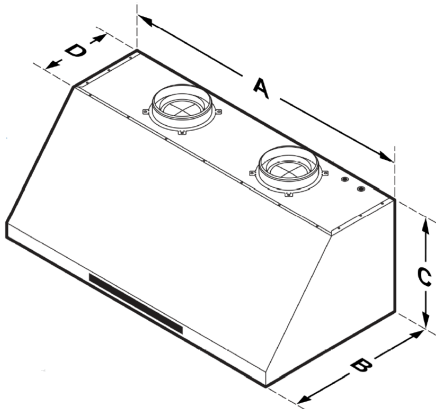
DHD48M987W

48-INCH WALL HOOD

MODERNIST COLLECTION

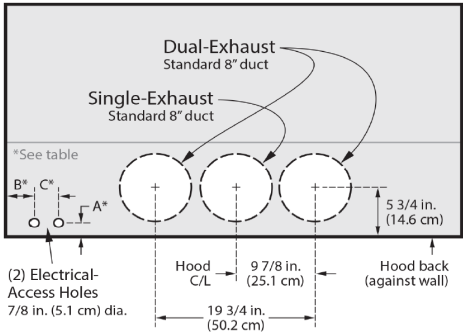


APPLIANCE DIMENSIONS



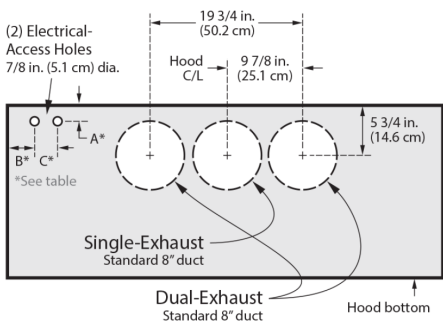
	A	B	C	D
48"	47 7/8" (121.6cm)	24" (61cm)	18" (45.7cm)	11 7/8" (30.2cm)

TOP ELECTRICAL ACCESS DIMENSIONS



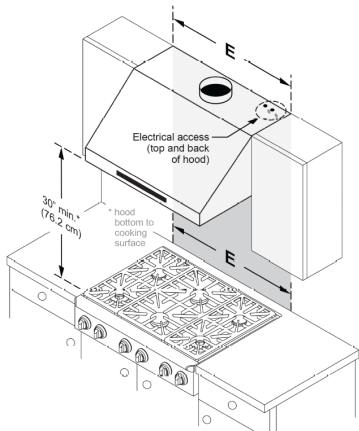
	A	B	C
48"	1 1/2" (3.81cm)	5" (12.7cm)	3" (7.62cm)

REAR ELECTRICAL ACCESS DIMENSIONS



	A	B	C
48"	1" (2.54cm)	5" (12.7cm)	3" (7.62cm)

CABINET LAYOUT DIMENSIONS



MINIMUM WIDTH OF "E"	
	E
48"	48" (121.9cm)