



**Liberty Furniture**  
INDUSTRIES, INC

## ASSEMBLY INSTRUCTION

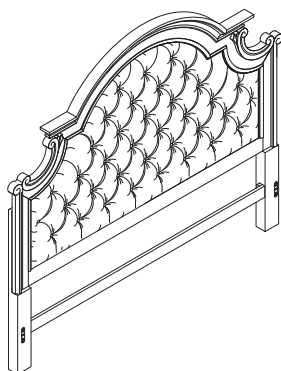
**Item#: 244 - BR15HU**

**DESCRIPTION: KING UPH PANEL HEADBOARD**

Thank you for purchasing this quality product. Be sure to check all packing material carefully for small parts which may have come loose inside the carton during shipment. Identify and count all parts and compare with the parts List Below:

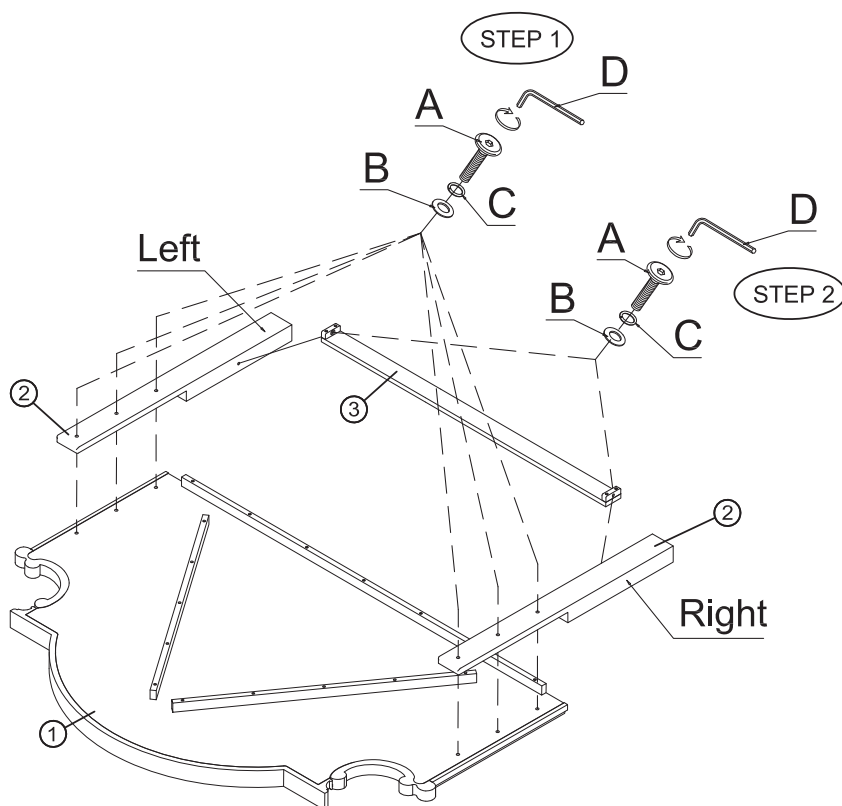
### PART LIST:

①	②	③
HEAD BOARD: 1PC	LEGS: 2PCS	HEADBOARD-SLAT: 1PC



### HARDWARE LIST

NO.	Drawing	Description	Q'ty
A		Bolt $\Phi 5/16$ "x 1-3/4"	8pcs
B		Flat washer ( $\Phi 5/16$ "x19mm)	8pcs
C		Spring washer ( $\Phi 5/16$ "")	8pcs
D		Allen wrench(5mm)	1pc



### CLEANING INSTRUCTION

Clean the Bed surface with a furniture polish and a soft cloth.

Made in Viet Nam



**Liberty Furniture**  
INDUSTRIES, INC

## ASSEMBLY INSTRUCTION

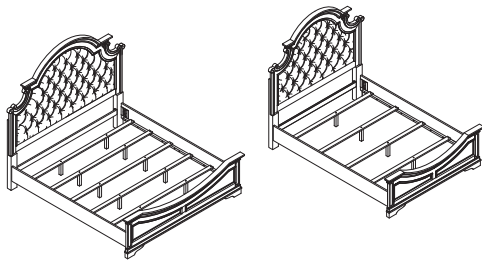
DESCRIPTION: KING UPH PANEL BED

QUEEN UPH PANEL BED

PANEL BED RAILS

Item#: **244 - BR15HU - BR16 - BR13HU - BR14 - /BR90**

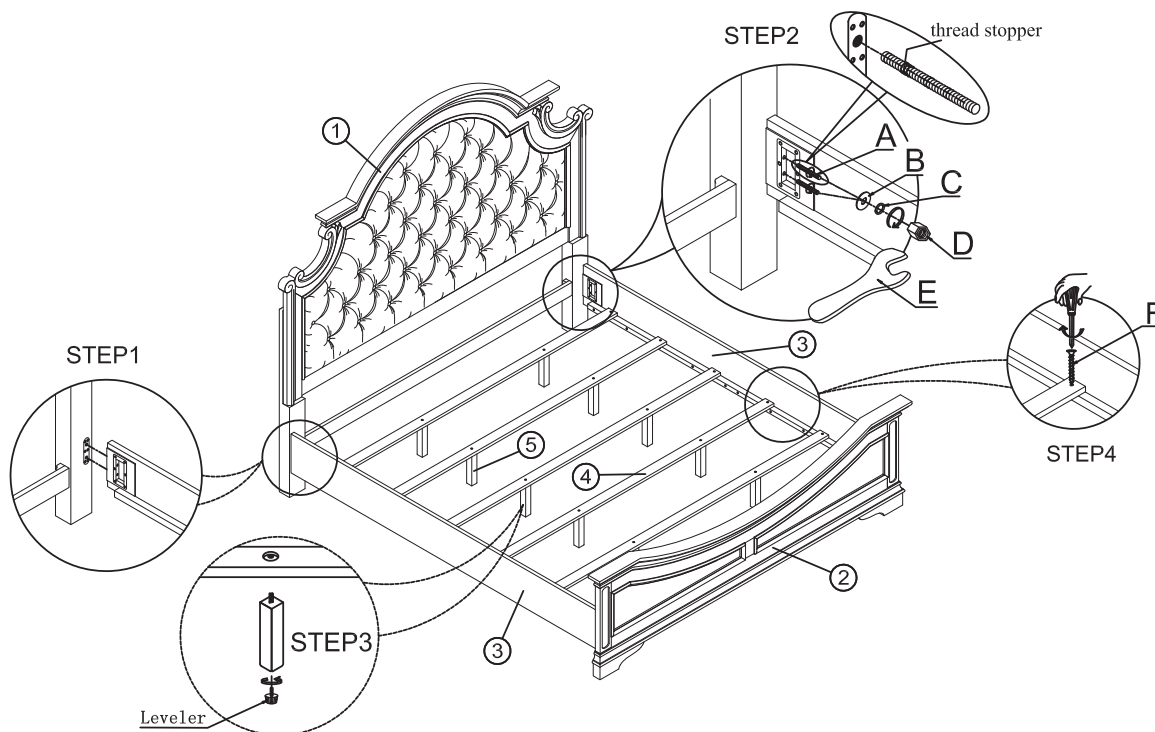
Thank you for purchasing this quality product. Be sure to check all packing material carefully for small parts which may have come loose inside the carton during shipment. Identify and count all parts and compare with the parts List Below:



HARDWARE LIST			
NO.	Drawing	Description	Q'ty
A		Threaded Bolt Ø5/16" X3-1/2"	8pcs
B		Flat washer (Ø5/16"x19mm)	8pcs
C		Spring washer (Ø5/16")	8pcs
D		Hex Nut (Ø5/16")	8pcs
E		Ø5/16" Wrench(12mm)	1pc
F		Wood screw Ø8 x 1"	10pcs

### PART LIST:

 ①	 ②	 ③	 King Bed Slats: 5pcs	 King Bed Support legs: 10pcs
HEAD BOARD: 1PC	FOOT BOARD: 1PC	SIDE RAIL : 2PCS	 Queen Bed Slats: 4pcs	 Queen Bed Support legs: 4pcs



## CLEANING INSTRUCTION

Clean the Bed surface with a furniture polish and a soft cloth.

Made in Viet Nam




**Liberty Furniture**  
INDUSTRIES, INC

## ASSEMBLY INSTRUCTION

**Item#: 244 - BR31**

**DESCRIPTION: 7 DRAWER DRESSER**

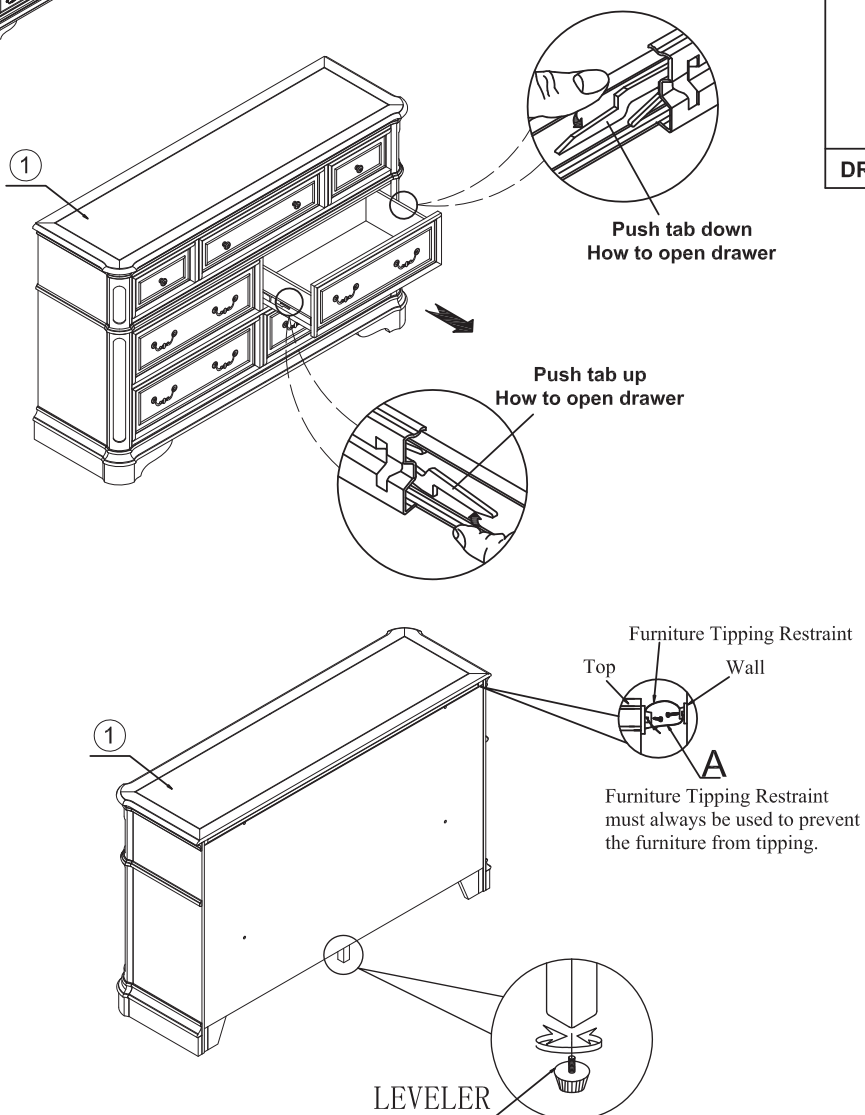
Thank you for purchasing this quality product. Be sure to check all packing material carefully for small parts which may have come loose inside the carton during shipment. Identify and count all parts and compare with the parts List Below:



HARDWARE LIST			
NO.	Drawing	Description	Q'ty
A		Furniture Tipping Restraint	1 Set

### PART LIST:

①	
DRAWER DRESSER:1PC	



## CLEANING INSTRUCTION

Clean the 7 Drawer Dresser surface with a furniture polish and a soft cloth.

Made in Viet Nam



**Liberty Furniture**  
INDUSTRIES, INC


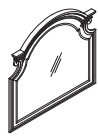

## ASSEMBLY INSTRUCTION

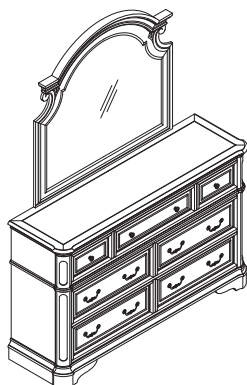
**Item#: 244 - BR51/BR31**

**DESCRIPTION: MIRROR  
7 DRAWER DRESSER**





Thank you for purchasing this quality product. Be sure to check all packing material carefully for small parts which may have come loose inside the carton during shipment. Identify and count all parts and compare with the parts List Below:

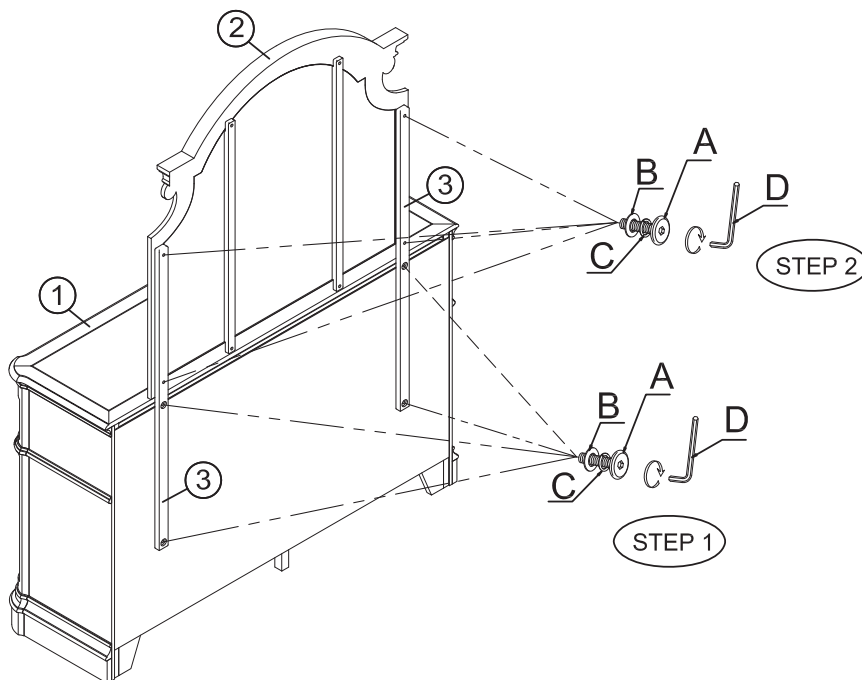
### PART LIST:

①	②	③
		
DRESSER: 1PC	MIRROR : 1PC	MIRROR SUPPORTS : 2PCS



### HARDWARE LIST

NO.	Drawing	Description	Q'ty
A		Bolt $\Phi 1/4"$ x 1-1/2"	8pcs
B		Flat washer ( $\Phi 1/4"$ x 19mm)	8pcs
C		Spring washer ( $\Phi 1/4"$ )	8pcs
D		Allen wrench (4mm)	1pc



### CLEANING INSTRUCTION

Clean the Mirror/ Dresser surface with a furniture polish and a soft cloth.

Made in Viet Nam




**Liberty Furniture**  
INDUSTRIES, INC

## ASSEMBLY INSTRUCTION

**Item#: 244 - BR41**

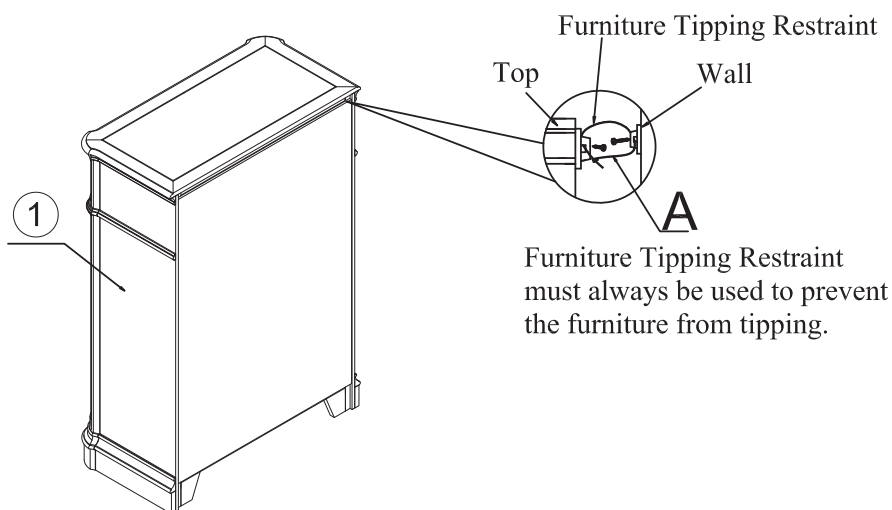
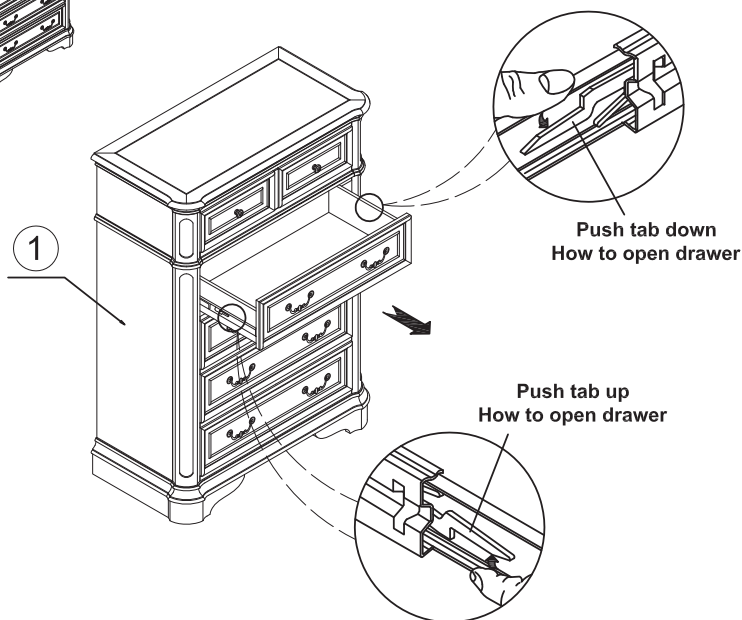
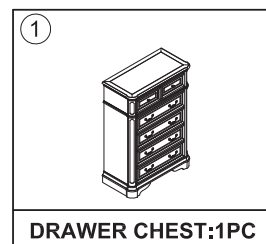
**DESCRIPTION: 5 DRAWER CHEST**

Thank you for purchasing this quality product. Be sure to check all packing material carefully for small parts which may have come loose inside the carton during shipment. Identify and count all parts and compare with the parts List Below:



HARDWARE LIST			
NO.	Drawing	Description	Q'ty
A		Furniture Tipping Restraint	1 Set

### PART LIST:



## CLEANING INSTRUCTION

Clean the 5 Drawer Chest surface with a furniture polish and a soft cloth.

Made in Viet Nam