

# **con-kinbed-quebed-calbed-008HB/FB/SR** **CARACOLE CONTEMPORARY**

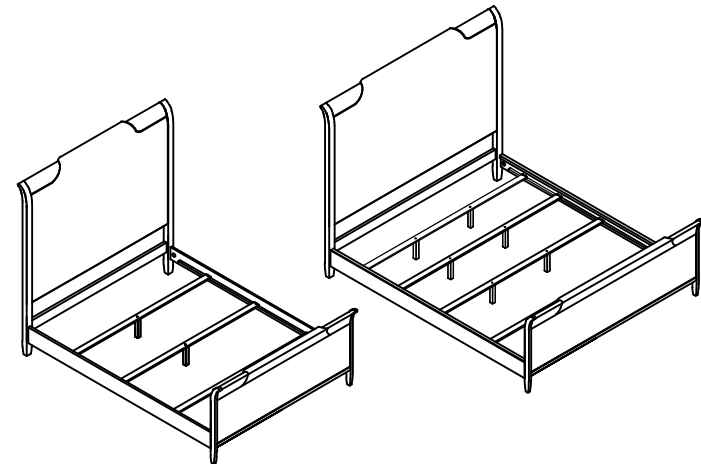
1 of 2

## **ASSEMBLY INSTRUCTIONS**

**TWO PEOPLE AND PHILIP'S SCREW DRIVER REQUIRED**

**UNPACK ALL PARTS AND CHECK THEM AGAINST PARTS LIST ON THIS INSTRUCTION SHEET BEFORE DISCARDING PACKING AND CARTON!!**







- 1) Connect the side rail and headboard / footboard by bolt (F).
- 2) Assemble the side rail and headboard / footboard using the curved washer (A), flat washer (B), lock washer (C), and nut (D) tighten by wrench (E), as shown in Diagram A.
- 3) Assemble the support leg on the slat, as shown in Diagram B.
- 4) Mount the assembled support slats (done in step 3) onto the cleat of side rails with screws (H) . Use a Phillips Head Screwdriver to tighten screws, as shown in Diagram C .




**\*\*\* NOTE KEEP THIS SHEET!!!\*\*\***

In the unlikely event that you would need a replacement part for your table, please fax this sheet to our CSR at 1-800-848-8930 with your order or call 1-800-468-8730. If you need replacement hardware quickly, it could be purchased from your local hardware store.

	con-quebed-HB/FB/SR QUEEN BED		con-kinbed-HB/FB/SR KING BED		con-calbed-HB/FB/SR CAL KING BED	
Part Description	Part No.	QTY	Part No.	QTY	Part No.	QTY
Headboard (1)	con-quebed-008HB	1	con-kinbed-008HB	1	con-kinbed-008HB	1
Footboard (2)	con-quebed-008FB	1	con-kinbed-008FB	1	con-kinbed-008FB	1
Side rail (3)	con-quebed-008SR	2	con-quebed-008SR	2	con-calbed-008SR	2
Slat (4)	con-quebed-008FB-3067	3	con-kinbed-FB-3067	4	con-kinbed-008FB-3067	4
Support leg (5)	con-quebed-008FB-30305	3	con-kinbed-008FB-30305	8	con-kinbed-008FB-30305	8
RTA Hardware (6)	con-quebed-008FB-3001	1	con-qenbed-008FB-3001	1	con-quebed-008FB-3001	1
RTA Hardware (7)	con-quebed-008SR-3001	1	con-kinbed-008SR-3001	1	con-calbed-008SR-3001	1

RTA Hardware(7) for Queen/KingBed		
NO.	Hardware List	Q'ty
A	 Curved Washer(5/16"Dia)	8
B	 Flat Washer(5/16"Dia)	8
C	 Lock Washer	8
D	 Nut	8
E	 Wrench	1
F	 Bolt	8

RTA Hardware(6)			
NO.	Hardware List	Q'ty(Queen bed)	Q'ty(Cal/King bed)
H	 Screw(4.2x32)	12	16

Created on:2013-03-14

Diagram A

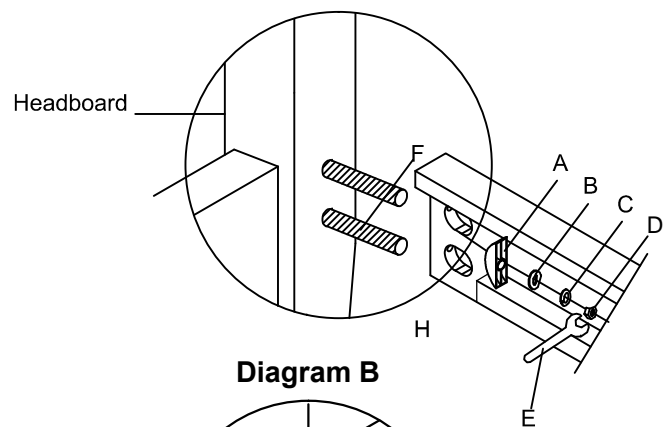


Diagram B

