


















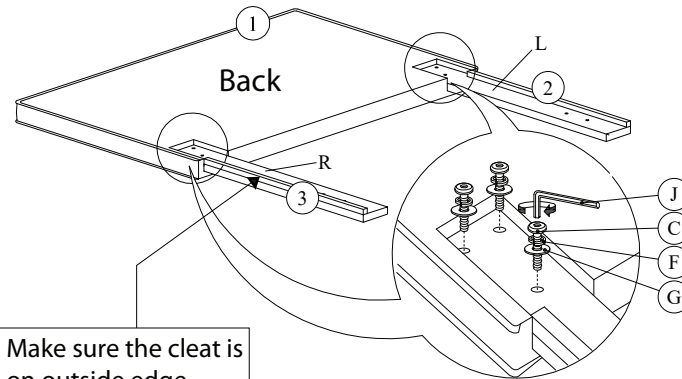


ASSEMBLY INSTRUCTION

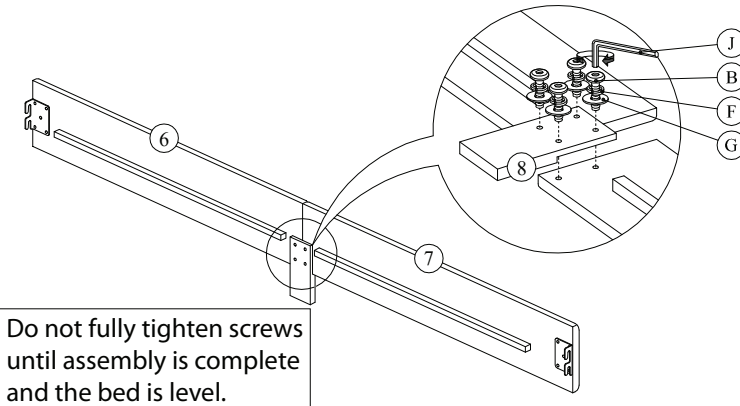
ITEM : 5271PU-T

NO	PART LIST		QTY
1		HEADBOARD CUSHION	1PC
2		LEFT HEADBOARD LEG (WITH "L" LABEL)	1PC
3		RIGHT HEADBOARD LEG (WITH "R" LABEL)	1PC
4		FOOTBOARD CUSHION	1PC
5		FOOTBOARD LEGS	2PCS
6		SIDE RAIL	2PCS
7		SIDE RAIL	2PCS
8		SIDE RAIL SUPPORT LEG	2PCS
9		SLATS	4PCS
NO	HARDWARE LIST		QTY
A		JCBB SCREW M8 X 20	8PCS
B		JCBC SCREW M6 X 25	8PCS
C		JCBC SCREW M6 X 35	6PCS
D		JCBC SCREW M6 X 70	2PCS
E		WOOD DOWEL	2PCS
F		SPRING WASHER	14PCS
G		FLAT WASHER	14PCS
H		SCREW M4 X 32mm	8PCS
I		L - KEY M5 X 65mm	1PC
J		L - KEY M4 X 100mm	1PC

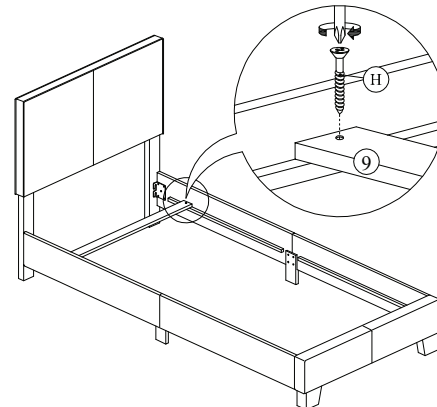
STEP 1



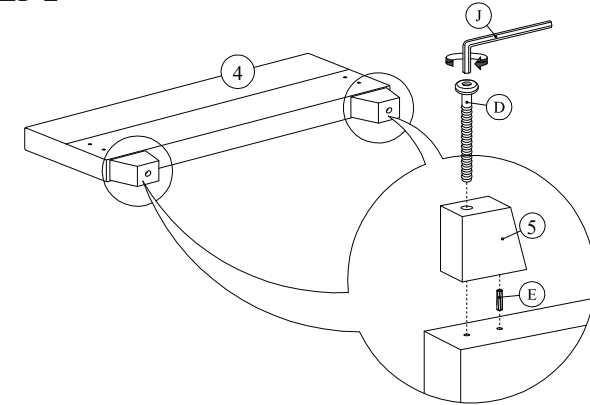
STEP 3



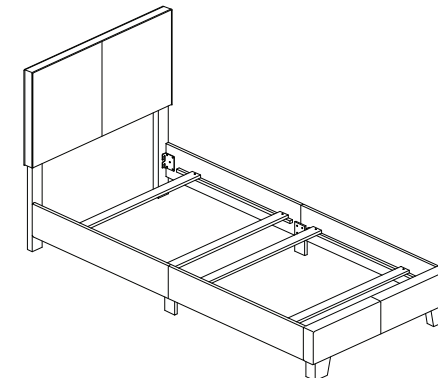
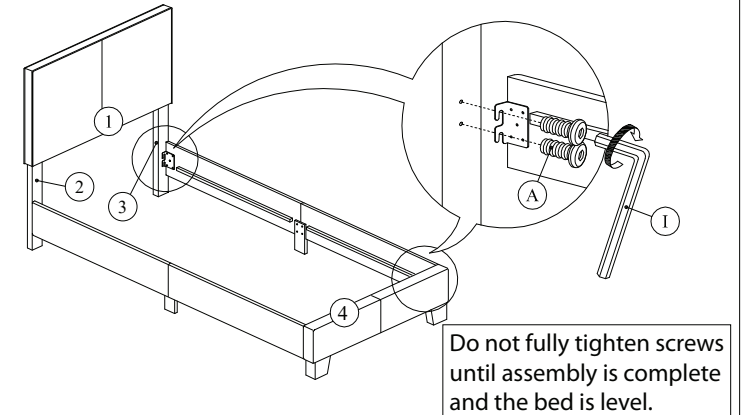
STEP 5



STEP 2



STEP 4



ASSEMBLY
COMPLETED