


**Warning :**

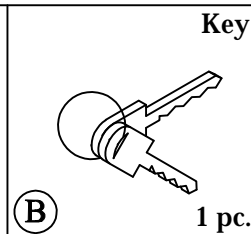
- Be sure to check all packing material carefully for small parts, which may have come loose inside the carton during shipment.
- To prevent possible scratches and damage, this furniture must be assembled on a soft surface such as a blanket or carpet.



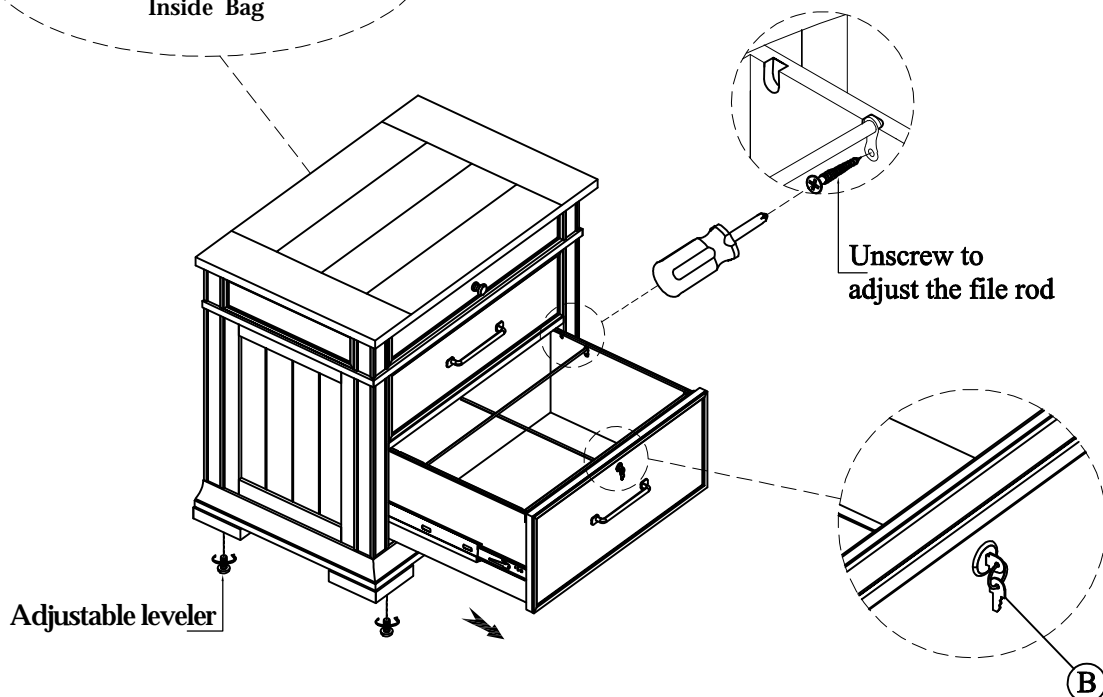
96534  
Lateral File Cabinet

**Important Use Information:** We recommend using coasters, placemats and trivets when placing hot or cold containers on this item. It is also recommended to quickly cleanup any spills to minimize exposure to moisture. Doing so will prolong the life and look of the item for many years.

**Components and Hardware List**



Tool Required  
(Not provided)  
Phillips Screwdriver



For product and personal safety, a Furniture Tipping Restraint kit has been included with this unit which can help to minimize the risk of the unit accidentally tipping forward, if used and properly installed per the kit manufacturer's instructions.

This furniture is equipped with safety hardware to prevent both drawers from being opened at the same time to prevent the cabinet from tipping forward. Please do not try to override this feature and completely close one drawer before opening the other.

The file drawers can be set up to use either letter or legal size hanging file folders using the file rods installed in the file drawers.