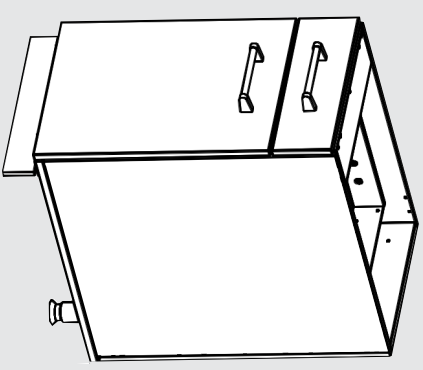


Use/Installation Guide

Viking Range, LLC
111 Front Street
Greenwood, Mississippi 38930 USA (662) 455-1200

For product information,
call 1-888-(845-4641)
or visit the Viking Web site in the U.S. at
vikingrange.com or in Canada at brigade.ca



Outdoor Cabinets

IMPORTANT - PLEASE READ AND FOLLOW

- Before beginning, please read these instructions completely and carefully.
- Do not remove permanently affixed labels, warnings, or plates from product.
- V/king outdoor stainless steel cabinets are not designed to be water tight. Water may enter cabinetry under certain conditions
- The installer should leave instructions with the consumer who should retain for future reference
- **NEVER** use LP tanks inside any stainless steel cabinetry. Tanks must be located outside of the cabinetry at all times.

TO INSTALL CABINETS:

1. Verify cabinet product number(s) on box(es) to list of cabinets ordered.
2. Carefully unpack cabinets making sure not to scratch fronts. Front panels are protected by plastic coating (that must be removed after setup). Cabinets with interchangeable doors are shipped from the factory with opening from left to right as shown (See illustration #1).

Illustration #1

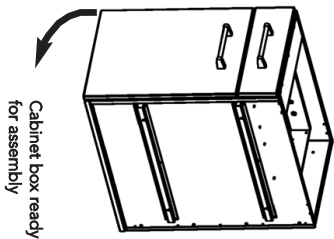
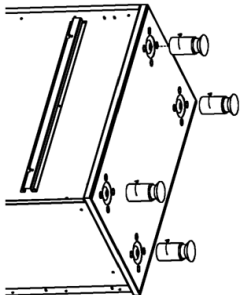
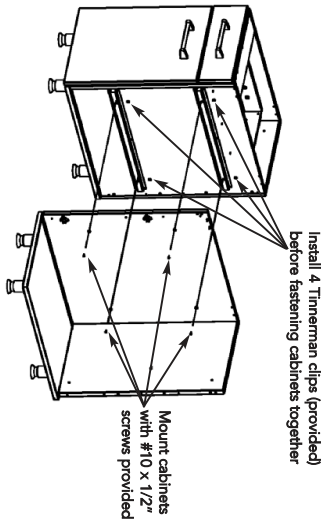


Illustration #2



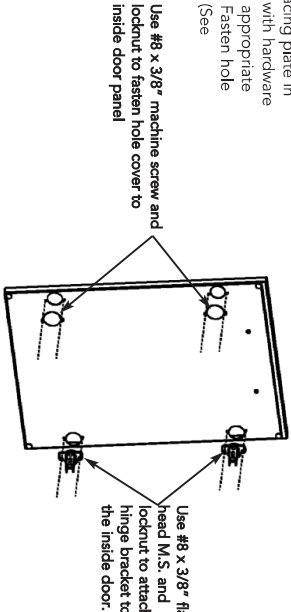
5. Place cabinet(s) in approximate final position. Level cabinets using leveling legs. Use 1/2" SMS screws provided to screw cabinets together. (See illustration #3).

Illustration #3



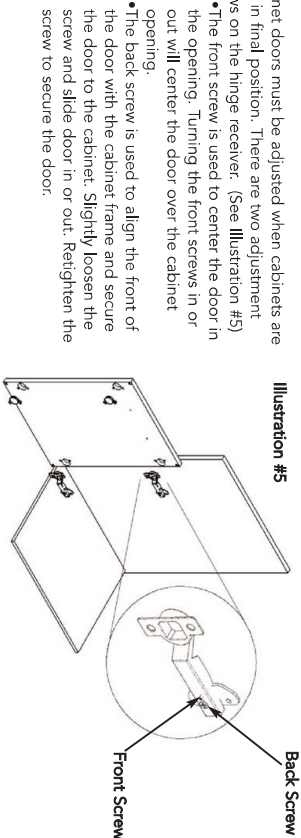
6. Determine appropriate hinge side for cabinets with interchangeable doors. Remove outside door panel. Install hinges by placing plate in hole in door and fasten in place with hardware provided. Screw hinge plates in appropriate pre-drilled holes in cabinet side. Fasten hole covers with hardware provided. (See illustration #4).

Illustration #4



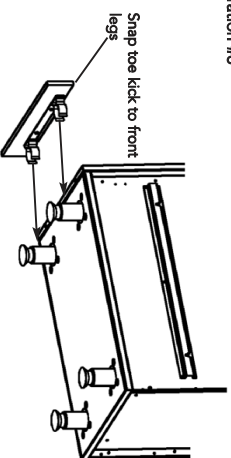
7. Cabinet doors must be adjusted when cabinets are level in final position. There are two adjustment screws on the hinge receiver. (See illustration #5)

Illustration #5



8. If desired, snap toe kick included with each unit to front legs. (See Illustration #6).

Illustration #6



9. SIDE PANEL INSTALLATION (End of Run Only)

- Remove all drawers. (If applicable)
- Remove all protective covering from panel and install using the #10 x 1/2" tek screws provided. (See Illustration #7)
- Attach toe kick to legs (See Illustration #6).

NOTE:

FOR WALL INSTALLATIONS:

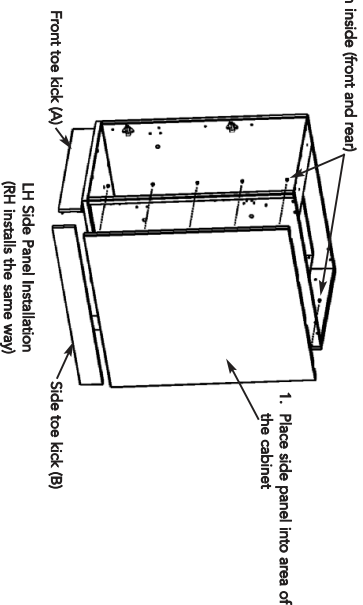
The front portion of the side toe kick must be shortened to match the front toe kick. (See Illustration #7). The plastic material can be cut with any common type wood saw blade.

FOR ISLAND INSTALLATIONS:

The side, front, and rear toe kick must be modified (See Illustration #7)

2. Attach from inside (front and rear)

Illustration #7



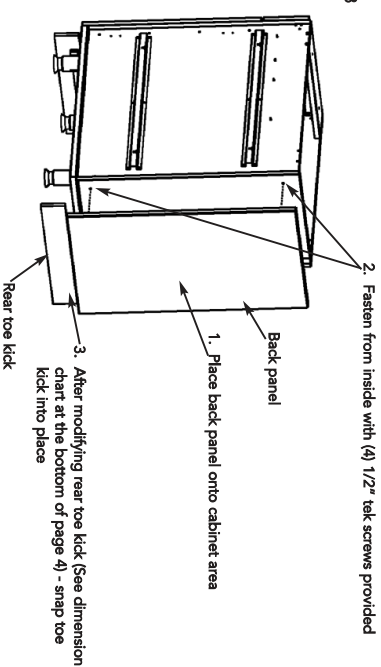
Toe Kick Dimensions			
Wall Installation		Island Installation	
Front Toe Kick (A)	16 3/4" (42.5 cm)	16 3/4" (42.5 cm)	
Side Toe Kick (B)	27 1/4" (61.6 cm)	25 1/2" (64.8 cm)	
Rear Toe Kick (C)	N/A	16 3/4" (42.5 cm)	

10. BACK PANEL INSTALLATION

- Remove all protective covering from panel and install using the #10 x 1/2" tek screws provided. (See Illustration #8).
- Attach rear toe kick to legs. (See Illustration #9).

NOTE: For end of the run panels, the rear, front, and side toe kicks must be modified. (See Illustrations #7 & #8)


Illustration #8



11. INSTALL LOCALLY SUPPLIED COUNTERTOP

Viking outdoor cabinets are designed for a minimum countertop thickness of 1 1/8" (2.9 cm) such as you would find with granite or quartz material. If a countertop material thicker than 1 1/2" (3.8 cm) is used, the appliances should be shimmed to the proper height. For examples of common installations, see the Viking Stainless Steel Planning Guide.

12. Install Viking appliances per each appliance's installation instructions.



Complete Cabinet

BASIC SPECIFICATIONS

	OVERALL WIDTH	OVERALL HEIGHT	OVERALL DEPTH
VBBO1601	15 5/8" (39.7 cm)	34 1/2" (87.6 cm)	29 7/8" (75.9 cm)
VBBO2602	26 3/8" (67.0 cm)	34 1/2" (87.6 cm)	29 7/8" (75.9 cm)
VBO1811, including doors	18" (45.7 cm)	34 1/2" (87.6 cm)	29 7/8" (75.9 cm)
VTPO1810, including doors	18" (45.7 cm)	34 1/2" (87.6 cm)	29 7/8" (75.9 cm)
VBO1830, including doors	18" (45.7 cm)	34 1/2" (87.6 cm)	29 7/8" (75.9 cm)
VSBO2402, including doors	24" (61.0 cm)	34 1/2" (87.6 cm)	29 7/8" (75.9 cm)
VSBO3602, including doors	36" (91.4 cm)	34 1/2" (87.6 cm)	29 7/8" (75.9 cm)
VOBO3021, VQWQO3010	30 1/4" (76.8 cm)	34 1/2" (87.6 cm)	29 7/8" (75.9 cm)
VOBO4121, VQWQ4120	41 7/8" (106.4 cm)	34 1/2" (87.6 cm)	29 7/8" (75.9 cm)
VOBO3322, VQWQO3311	53 7/8" (136.8 cm)	34 1/2" (87.6 cm)	29 7/8" (75.9 cm)
VERO3200	32" (81.3 cm)	68" (172.7 cm)	29 7/8" (75.9 cm)
VEUO3202	32" (81.3 cm)	68" (172.7 cm)	29 7/8" (75.9 cm)
VGRQ3200	32" (81.3 cm)	68" (172.7 cm)	29 7/8" (75.9 cm)
VGUO3202	32" (81.3 cm)	68" (172.7 cm)	29 7/8" (75.9 cm)
VURQ3200	32" (81.3 cm)	34 1/2" (87.6 cm)	29 7/8" (75.9 cm)
VURO2400	24" (61.0 cm)	34 1/2" (87.6 cm)	29 7/8" (75.9 cm)
VBFELR4	4" (10.2 cm)	34 1/2" (87.6 cm)*	3/4" (1.9 cm)
VBFELR4	4" (10.2 cm)	34 1/2" (87.6 cm)*	3/4" (1.9 cm)
VBFELR8	8" (20.3 cm)	34 1/2" (87.6 cm)*	3/4" (1.9 cm)
VFLR8	8" (20.3 cm)	34 1/2" (87.6 cm)*	3/4" (1.9 cm)
VSP30	29 7/8" (75.9 cm)	34 1/2" (87.6 cm)*	0"
VTSP30	29 7/8" (75.9 cm)	68" (172.7 cm)*	0"
VTHP30	29 7/8" (75.9 cm)	34" (86.4 cm)*	0"
VCFP0	3" (7.6 cm)**	34" (86.4 cm)*	3/4" (1.9 cm)
VOCFP0	33" (83.8 cm)**	34 1/2" (87.6 cm)*	3/4" (1.9 cm)
VCF135	3" (7.6 cm)**	34 1/2" (87.6 cm)*	3/4" (1.9 cm)
VOCF135	15 1/2" (39.4 cm)**	34 1/2" (87.6 cm)*	3/4" (1.9 cm)
VBP16	16" (40.6 cm)	34 1/2" (87.6 cm)*	3/4" (1.9 cm)
VBP18	18" (45.7 cm)	34 1/2" (87.6 cm)*	3/4" (1.9 cm)
VB24	24" (61.0 cm)	34 1/2" (87.6 cm)*	3/4" (1.9 cm)
VB26	26 3/8" (67.0 cm)	34 1/2" (87.6 cm)*	3/4" (1.9 cm)
VB30	30 7/8" (78.4 cm)	34 1/2" (87.6 cm)*	3/4" (1.9 cm)
VB32	32" (81.3 cm)	34 1/2" (87.6 cm)*	3/4" (1.9 cm)
VB36	36" (91.4 cm)	34 1/2" (87.6 cm)*	3/4" (1.9 cm)
VB41	41 7/8" (106.4 cm)	34 1/2" (87.6 cm)*	3/4" (1.9 cm)
VB53	53 7/8" (136.8 cm)	34 1/2" (87.6 cm)*	3/4" (1.9 cm)
VTBP32	32" (81.3 cm)	68" (172.7 cm)*	3/4" (1.9 cm)

*includes provided toe kick
**from inside of turn to next cabinet

CARE AND MAINTENANCE

CAUTION

- Do not use a metal knife or any other metal tool to scrape stainless steel parts.
 - Do not permit citrus or tomato juice to remain on stainless steel surfaces, as citric acid will permanently discolor stainless steel. Wipe up any spills immediately.
 - Do not use abrasive cleaners, steel wool pads, or abrasive cloths as they will scratch the product.
1. Carefully remove protective plastic peel coat from each stainless steel surface. Clean stainless with stainless steel cleaner in direction of grain. Clean the stainless with any product made for stainless. Always rub with the grain direction. Rubbing across the grain direction may produce minor scratches. Some good cleaners are Stainless Steel Magic™, and Sheila Shine™.
 2. In a salt air environment, small amounts of rust may accumulate on stainless steel. A slightly more oily cleaner like Sheila Shine™ will protect better against oxidation or slight surface rust. Cleaning the surfaces periodically will protect the finish for many years.

WARRANTY

PROFESSIONAL SERIES
OUTDOOR CABINET WARRANTY

TWO YEAR FULL WARRANTY
Outdoor cabinets and all of their component parts, except as detailed below*, are warranted to be free from defective materials or workmanship in normal household use for a period of two (2) years from the date of original retail purchase. Viking Range, LLC, warrantor, agrees to repair or replace, at its option, any part which fails or is found to be defective during the warranty period.

*Decorative items are warranted to be free from defective materials or workmanship for a period of ninety (90) days from the date of original retail purchase. ANY DEFECTS MUST BE REPORTED TO THE SELLING DEALER WITHIN NINETY (90) DAYS FROM DATE OF ORIGINAL RETAIL PURCHASE.

TWO YEAR LIMITED WARRANTY

Any door hinges or drawer slides which fail due to defective materials or workmanship in normal household use during the second year from the date of original retail purchase will be repaired or replaced, free of charge for the part itself, with the owner paying all other costs, including labor.

LIFETIME LIMITED WARRANTY

During the life of the product, any stainless steel parts found to be defective in material or workmanship will be repaired or replaced, free of charge for the part itself, including labor. This warranty excludes surface corrosion or rust, scratches, discoloration, water or atmospheric conditions, or cleaning practices which are part of normal residential use.

This warranty extends to the original purchaser of the product warranted hereunder and to each transferee owner of the product during the term of the warranty.

TERMS AND CONDITIONS

This warranty extends to the original purchaser of the product warranted hereunder and to each transferee owner of the product during the term of the warranty and applies to products purchased and located in the United States and Canada. Products must be purchased in the country where service is requested. If the product or one of its component parts is found to be defective or malfunction during the warranty period after a reasonable effort has been made to remedy the defect or malfunction, the parts warranted to be free from defect or malfunction shall be replaced, repaired, or otherwise corrected, at the discretion of the warrantor, without charge. This warranty is void if the product is altered, modified, repaired, or otherwise tampered with by anyone other than an authorized Viking Range, LLC service agency, call Viking Range, LLC. This warranty, except as specified under the limited warranty, service must be performed by a factory authorized Viking Range, LLC service agent or representative. Service will be provided during normal business hours, and labor performed at overtime or premium rates shall not be covered by this warranty. Owner shall be responsible for proper installation, providing reasonable and necessary maintenance, providing proof of purchase upon request, and making the appliance reasonably accessible for service. The return of the Owner Registration Card is not a condition of warranty coverage. You should, however, return the Owner Registration Card so that Viking Range, LLC can contact you should any question of safety arise which could affect you.

This warranty gives you specific legal rights, and you may also have other rights which may vary from jurisdiction to jurisdiction.

WHAT IS NOT COVERED BY THIS WARRANTY: This warranty shall not apply to damage resulting from abuse, failure to provide reasonable and necessary maintenance, accident, delivery, negligence, natural disaster, loss of electrical power to the product for any reason, alteration, outdoor use, improper installation, improper operation, or repair or service of the product by anyone other than an authorized Viking Range, LLC service agency or representative. This warranty does not apply to commercial usage.

LIMITATION OF REMEDIES AND DURATION OF IMPLIED WARRANTY

OWNER'S ROLE AND REQUIREMENT FOR A CLAIM OF ANY KIND WITH RESPECT TO THE PRODUCT SHALL BE THE RESPONSIBILITY OF THE OWNER. VIKING RANGE, LLC IS NOT RESPONSIBLE FOR CONSEQUENTIAL OR INCIDENTAL DAMAGE, INCLUDING BUT NOT LIMITED TO FOOD OR MEDICINE LOSS, DUE TO PRODUCT FAILURE. WHETHER ARISING OUT OF BREACH OF WARRANTY, BREACH OF CONTRACT OR OTHERWISE. Some jurisdictions do not allow the exclusion or limitation of consequential damages, so the above limitation or exclusions may not apply to you. ANY IMPLIED WARRANTIES OF MERCHANTABILITY OR FITNESS FOR A PARTICULAR PURPOSE APPLICABLE TO THIS PRODUCT ARE LIMITED IN DURATION TO THE PERIOD OF COVERAGE OF THE APPLICABLE EXPRESS WRITTEN LIMITED WARRANTIES SET FORTH ABOVE. Some states do not allow limitations on how long an implied warranty lasts, so the above limitation may not apply to you.

WARRANTY SERVICE

To obtain warranty service, contact an authorized Viking Range, LLC service agent, or Viking Range, LLC, 111 Front Street, Greenwood, Mississippi 38930, (888) 945-4441. Provide model and serial number and date of original purchase or closing date for a new construction. For the name of your nearest authorized Viking Range, LLC service agency, call Viking Range, LLC. **IMPORTANT:** Return proof of original purchase to establish warranty period.

Specifications subject to change without notice.

Specifications subject to change without notice.