

**24" 4.5 cu.ft. Heat Pump Compact Front Load Dryer,  
ENERGY STAR®****DHP24404W3****Key Features & Benefits****ENERGY STAR®**

Blomberg believes that conscious living should extend to clothing care. That's why we bring intelligent energy and water conservation to the laundry room. All our washers are ENERGY STAR® certified and feature automatic water adjustment for every load, ensuring efficiency and sustainability.

**Ventless Dryer**

OptiSense Technology offers precise control over water usage, energy efficiency, detergent levels, and wash time, ensuring the perfect wash every time while maximizing resource savings.

**Quick Dry**

The Quick Dry Cycle on Blomberg's dryers delivers fast, efficient drying for smaller loads, saving you time without compromising on performance. Perfect for when you need your clothes dry in a hurry.

**Large Capacity**

Blomberg's Large Capacity Dryers allow you to dry more in each load, reducing the number of cycles needed and saving you time and energy while ensuring optimal drying performance.

**GENERAL PROPERTIES**

Dryer Type	Non-Vented (Heat Pump)
Drum Material	Stainless Steel
Style	Front Loading
Capacity	4.5 cu.ft.
Connectivity	WiFi Enabled via HomeWhiz
Stackable	Yes
Stacking Kit Included	Yes
Matching Washer	WM98220SX

**MAIN FEATURES**

Interior Light	No
Clean Filter Indicator	Yes
Delay Start Time	0-24 Hours
Time Remaining Indicator	Yes
End of Cycle Buzzer	Yes
Child Lock	Yes
Adjustable Leveling Legs	4

**PROGRAMS**

# of Programs	15
Normal/Cotton	Yes
Permanent Press	Yes
Mixed Fabric	Yes
Delicates	Yes
Bulky	Yes
Air Fluff/No Heat	Yes
Jeans	Yes
Baby Sanitize	Yes
Silent Program	Yes
Fitness Wear	Yes
Quick Dry	Yes
Timed Dry	Yes
Download Cycle	Yes
Gentle Care	Yes
Easy Iron	Yes
OptiSense Sensor Drying	Yes

**DIMENSIONS**

Product Dimensions (H x W x D)	33 11/16" x 23 9/16" x 25 1/2"
Product Weight	122 lbs

**TECHNICAL DETAILS**

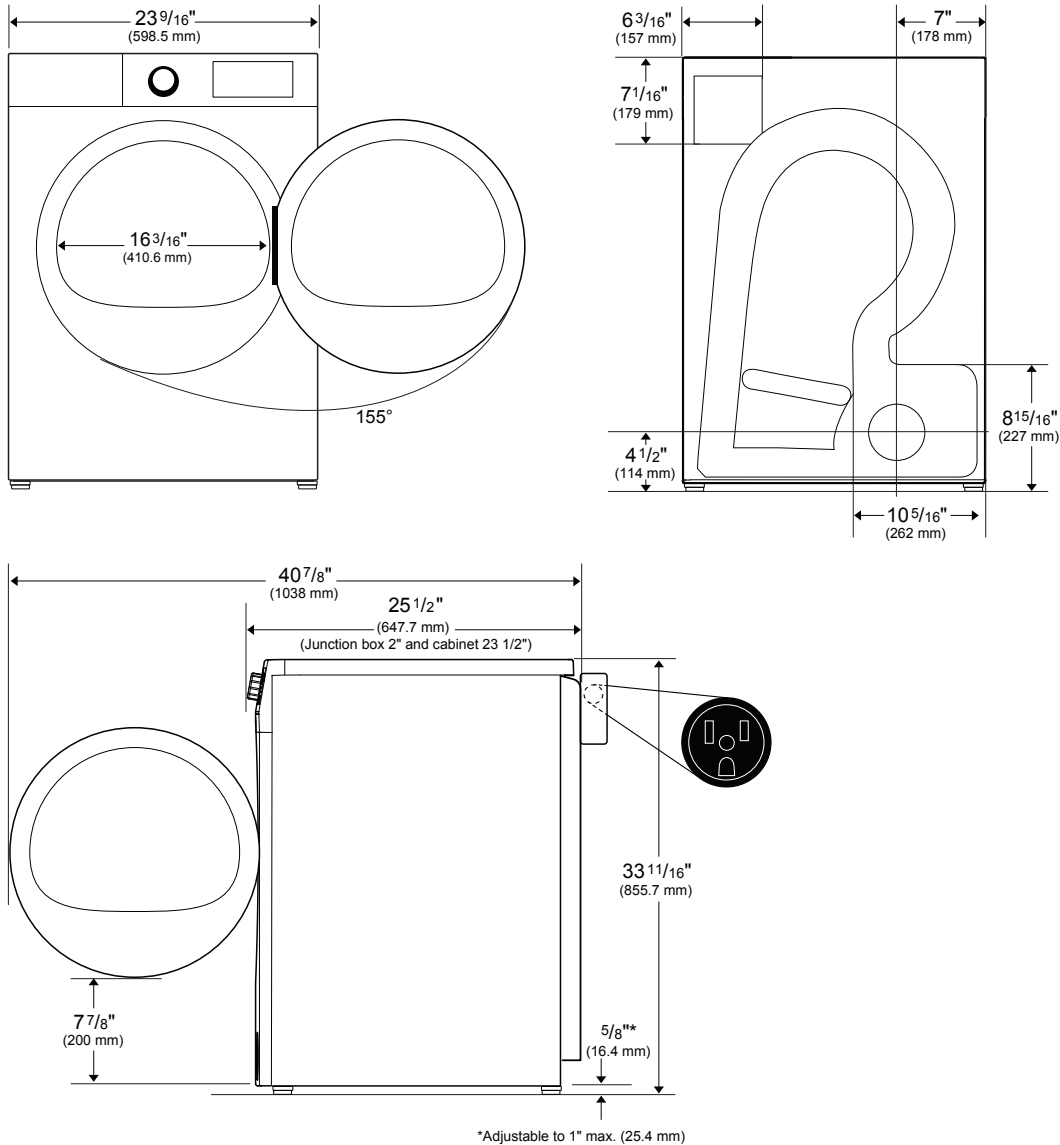
Energy Source	Electric
Rated Current Amps	4
Volts	208-240 V
Frequency	60 Hz
Door Hinge Location	Right
Reversible Door	Yes

**EFFICIENCY**

ENERGY STAR® Certified	Yes
Total Annual Energy Consumption (kWh)	181

**24" 4.5 cu.ft. Heat Pump Compact Front Load Dryer,  
ENERGY STAR®****DHP24404W3**

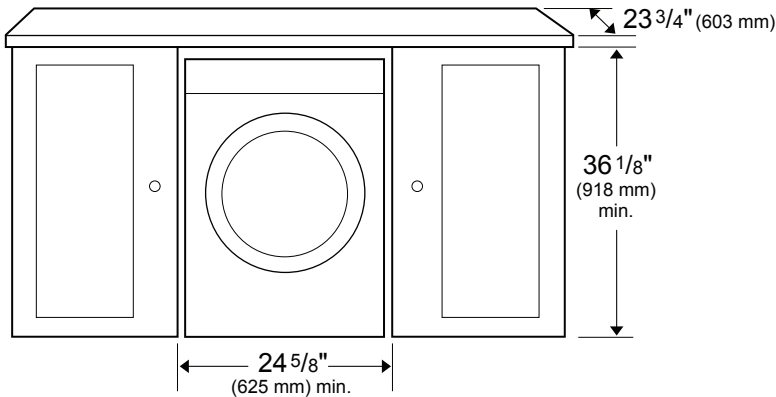
## Dimensions and Installation



1 YEAR	2 YEARS
FULL WARRANTY	PARTS WARRANTY

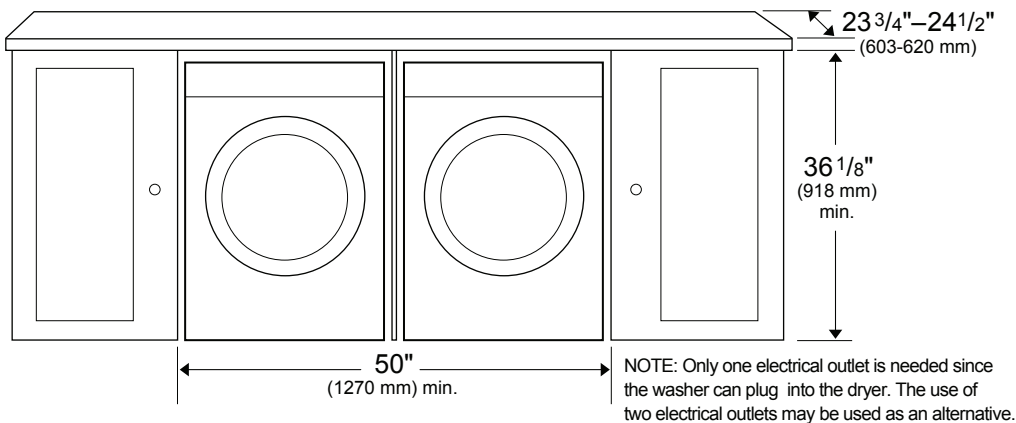
NOTE TO THE INSTALLER: All height, width and depth dimensions are shown in inches (as well as metric). Beko Canada Inc. and Beko US Inc., reserves the absolute and unrestricted right to change product materials and specifications, at any time, without notice. Please visit our website (Canada) [www.blombergappliances.ca](http://www.blombergappliances.ca) / (USA) [www.blombergappliances.com](http://www.blombergappliances.com) or call (Canada) 855-643-2356 / (USA) 888-352-2356 to verify the latest specifications with final dimensional data and other details prior to installation and making a cutout. Applicable product limited warranty information may be found in accompanying product materials or you may contact your account manager for further details. Proper installation is the responsibility of the installer. Product failure due to improper installation is not covered under the Limited Warranty.

Canada: 855-643-2356 | [www.blombergappliances.ca](http://www.blombergappliances.ca)  
USA: 888-352-2356 | [www.blombergappliances.com](http://www.blombergappliances.com)

**24" 4.5 cu.ft. Heat Pump Compact Front Load Dryer,  
ENERGY STAR®****DHP24404W3****Dimensions and Installation****Clearances for Undercounter Installation****Only Vented Dryer**

**Required Minimum Clearances:**  
(Stand Alone, Side by Side, or Stacked)

Washer	Vented Dryer
Top: 1" (25 mm)	Top: 1" (25 mm)
Sides: 1/2" (13 mm)	Sides: 3/16" (4 mm)
Rear: 1/2" (13 mm)	Rear: 4" (101.6 mm)
Front: 1/2" (13 mm)	Front: 3/16" (5 mm)

**Clearances for Undercounter Installation****Both Washer and Vented Dryer****Closet Door Ventilation Requirement**

**Washer:**  
A louver having minimum 23 in<sup>2</sup> (148 cm<sup>2</sup>) air opening located at 3 in (7.62 cm) distance from the bottom of closet door.

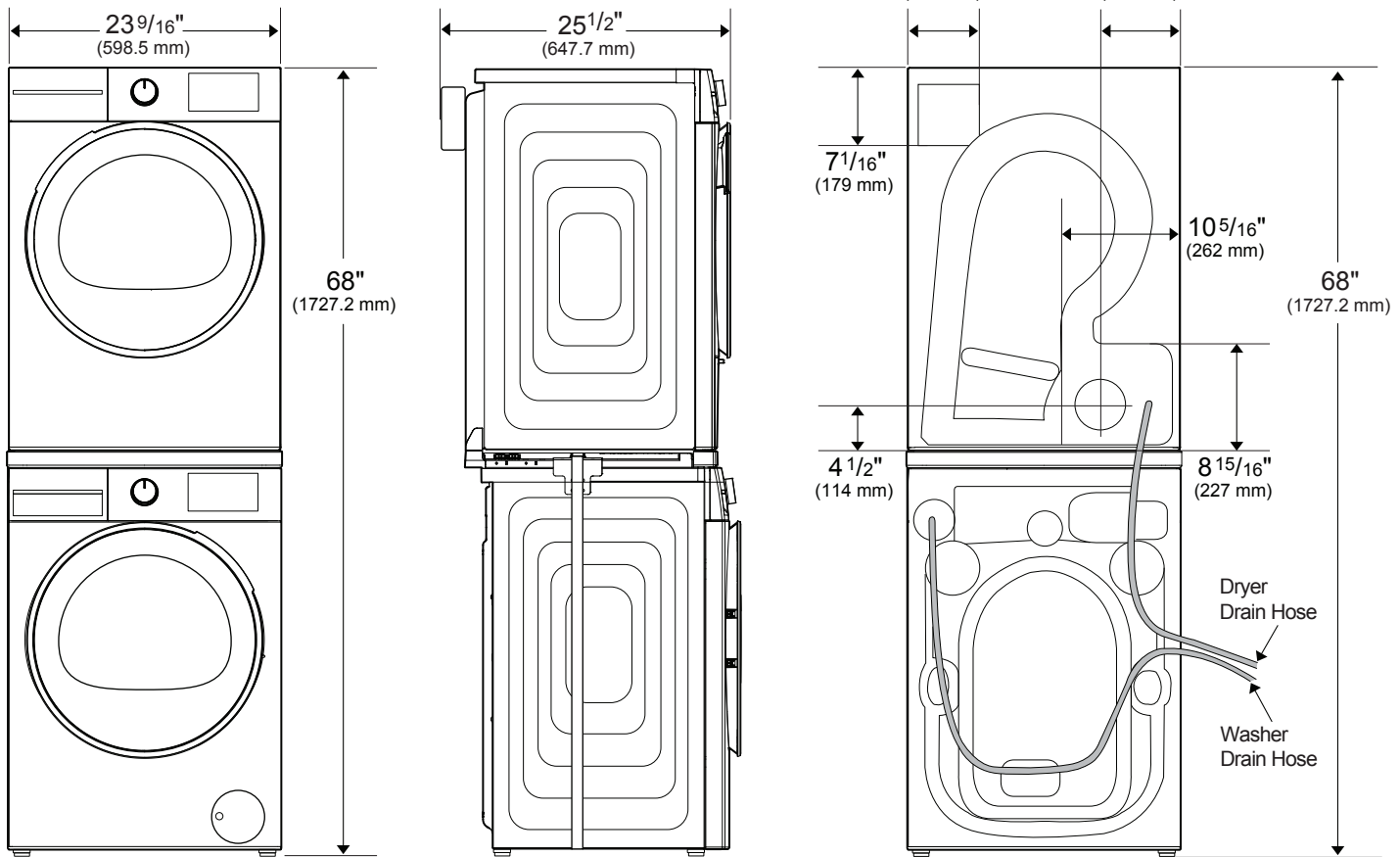
**Vented Dryer:**  
A louver having minimum 46 in<sup>2</sup> (297 cm<sup>2</sup>) air opening located at 3 in (7.62 cm) distance from the top of closet door.

**Heat Pump Dryer:**  
Closet door must have 2 openings, one located 3.2 inches (8 cm) from bottom of door having a minimum area of 16 in<sup>2</sup> (103 cm<sup>2</sup>) and the other one located 3 inches (7.5 cm) from top of door having a minimum area of 46 in<sup>2</sup> (294 cm<sup>2</sup>).

**24" 4.5 cu.ft. Heat Pump Compact Front Load Dryer,  
ENERGY STAR®****DHP24404W3**

## Dimensions and Installation

## Stacked Installation – Washer and Vented Dryer

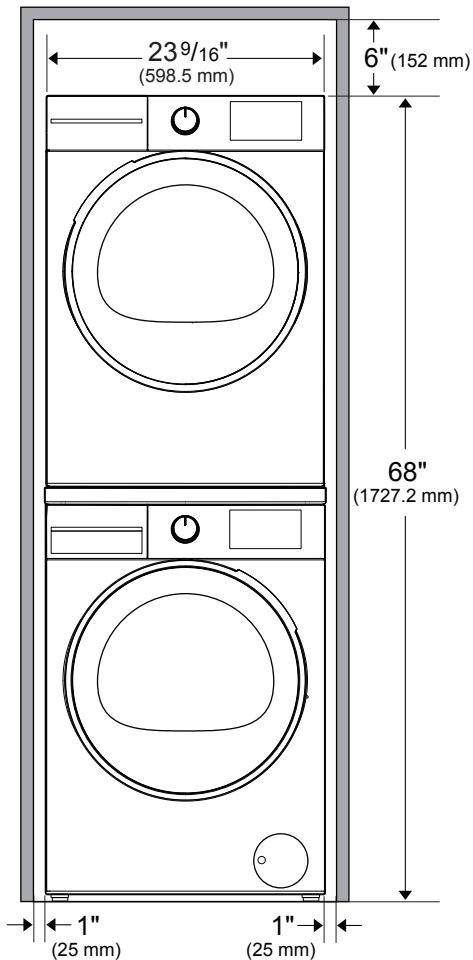


NOTE: Only one electrical outlet is needed since the washer can plug into the dryer. The use of two electrical outlets may be used as an alternative.

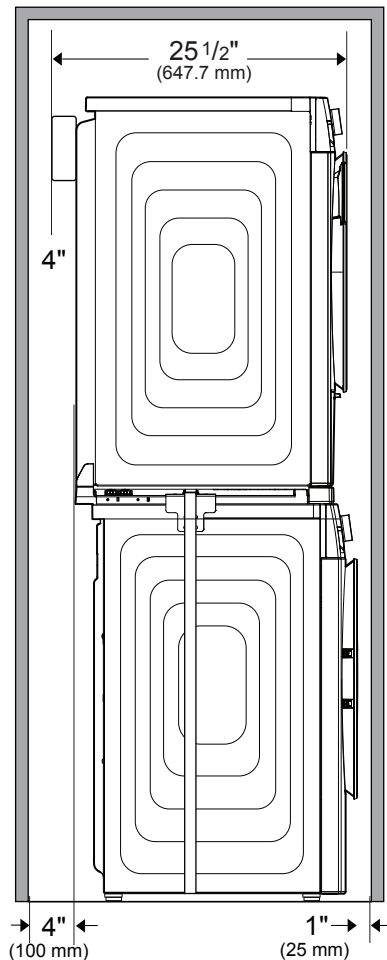
**24" 4.5 cu.ft. Heat Pump Compact Front Load Dryer,  
ENERGY STAR®****DHP24404W3**

## Dimensions and Installation

Stacked Installation in Closet or Enclosed Space – Washer and Vented Dryer

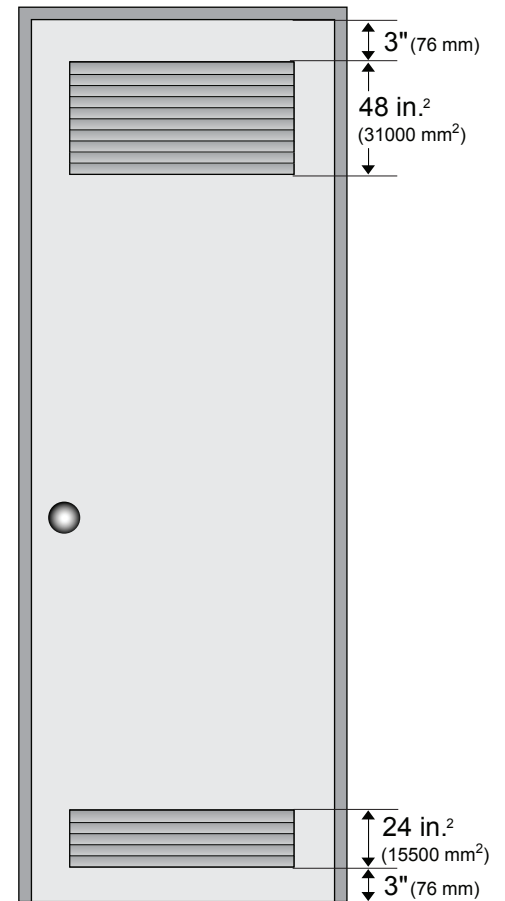


NOTE: Only one electrical outlet is needed since the washer can plug into the dryer. The use of two electrical outlets may be used as an alternative.



NOTE: The 4" clearance that is required should be measured from the back of the dryer cabinet, NOT from the junction box located at the top rear of the dryer.

NOTE: The 4" clearance is NOT measured from the back of the washer cabinet.



NOTE: The front of the closet must have two unobstructed air openings for a combined minimum total area of 72 sq.in. (465 sq.cm) with a minimum clearance of 3 in. (76 mm) at the top and bottom. A slatted door with equivalent space clearance is acceptable.