



WESLEY HALL

classic made current

CHOOSE KEY ELEMENTS TO EXPRESS YOUR STYLE AND ACHIEVE YOUR DECORATING GOALS.

Our Signature Elements collection gives you a choice of nine base styles, nine arm styles, five back styles and two seating depths. You can make any statement with your upholstery selection from timeless traditional to sleek metropolitan to family-room casual. Integrating our superior quality, comfort and service with your sense of style provides you the tools to confidently resolve any design challenge. Whether you are searching for the perfect sofa, chair, sectional or sleeper, Signature Elements is your solution.



SIGNATURE ELEMENTS CHAIR

For details see page 8

SIGNATURE ELEMENTS SECTIONAL

For details see page 8

PICK A FRAME AND SELECT FABRIC OR LEATHER. SOFAS AND SECTIONALS ARE AVAILABLE IN TWO SEATING DEPTHS.



Long Sofa



Medium Sofa



Apartment Sofa



Chair and a Half



Loveseat



Chair



Sectional



Standard Sofa Depth 39" Extended Sofa Depth 42"

WE MAKE IT EASY TO CREATE CUSTOM UPHOLSTERY THAT SATISFIES YOUR DESIGN AESTHETIC WHILE MEETING YOUR CLIENT'S UNIQUE LIFESTYLE AND FLOOR PLAN REQUIREMENTS.

BASE OPTIONS



EMPIRE SKIRT



TAPERED POST



TURNED LEG NO CASTER



TURNED LEG WITH CASTER



BUN FOOT



BLOCK FOOT



MODERN LEG



POST WITH CASTER



DRAPE SKIRT

ARM OPTIONS



ENGLISH



ROLLED PANEL



SOCK



TRACK



RECESSED PANEL



CAP



KEY



ROLLED PLEAT



TRACK WITH "T" CUSHION

BACK OPTIONS



TIGHT BACK



BORDERED BACK



STRAIGHT BORDERED BACK

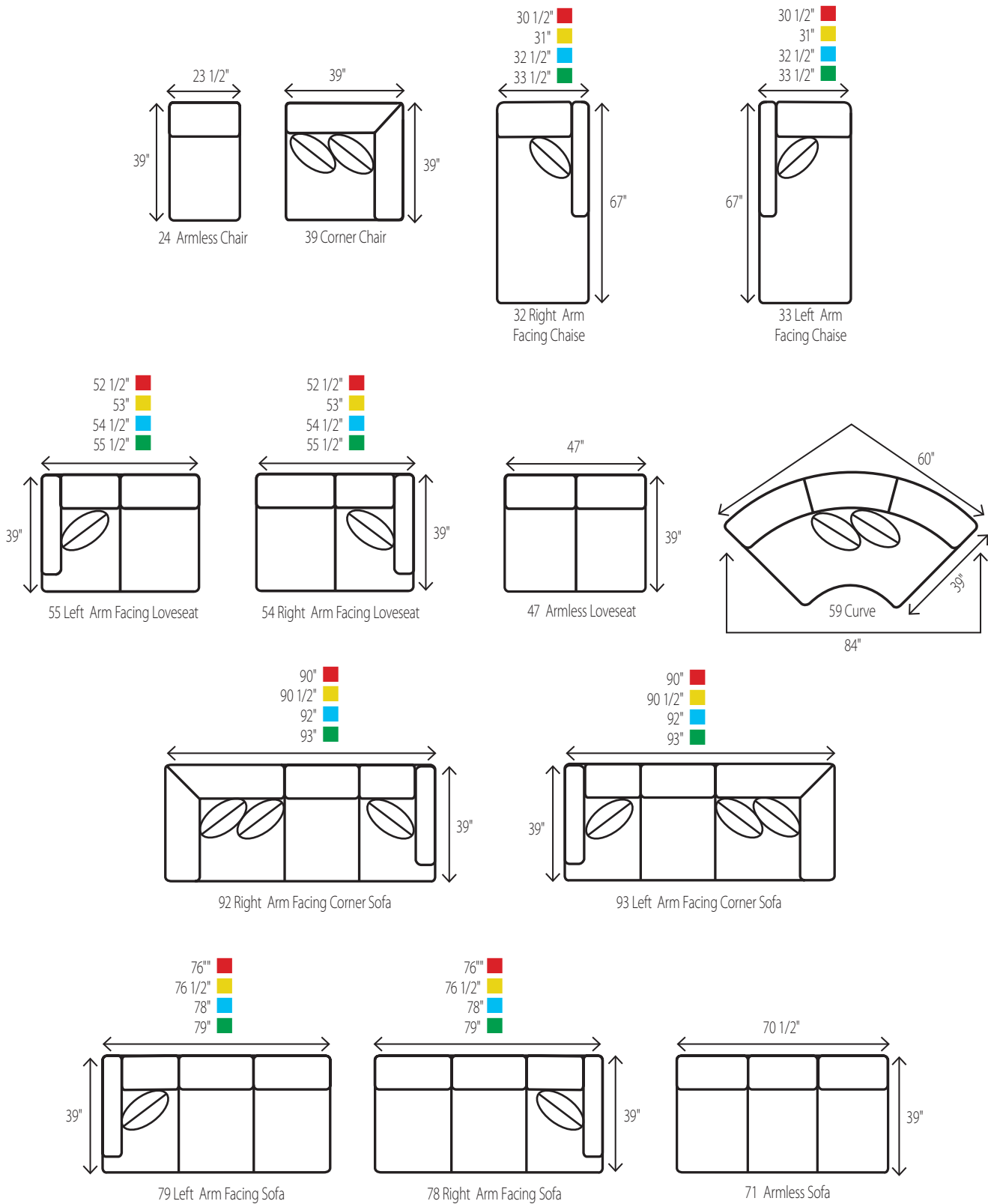


KNIFE EDGE BACK



STRAIGHT KNIFE EDGE BACK

SIGNATURE ELEMENTS SECTIONAL COMPONENTS

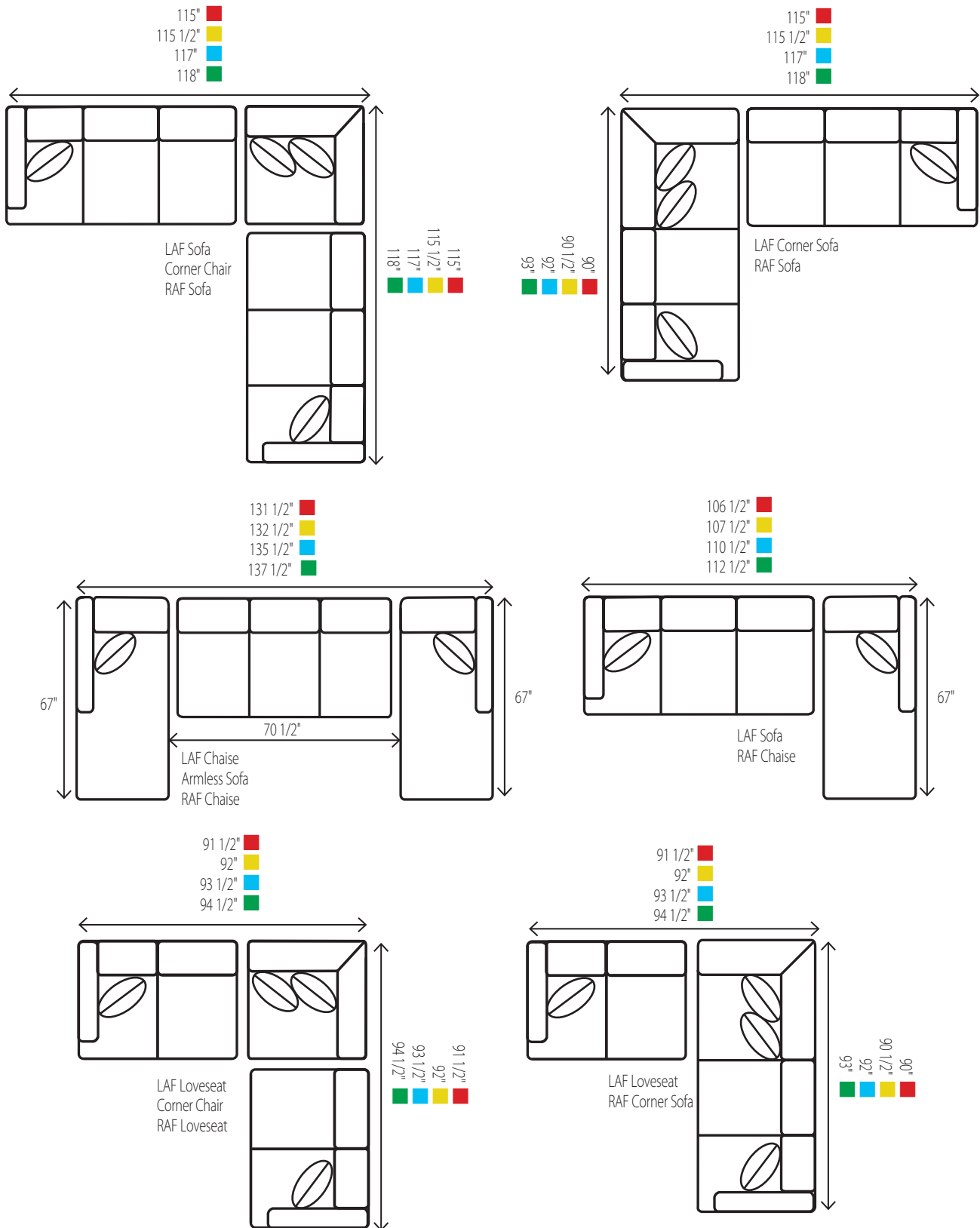


KEY:

- CAP, TRACK, TRACK W/T
- ENGLISH
- ROLLED PANEL, RECESSED PANEL, KEY, ROLLED PLEAT
- SOCK

Scale: 1/4" = 1'



SIGNATURE ELEMENTS POPULAR SECTIONAL CONFIGURATIONS



Common Dimensions — Outside: D* 39" H 37" — Inside: D* 21" H 19 1/2" — Seat: H 19 1/2"

*These schematics are drawn using our Standard overall depth of 39".

All sectional pieces are also available in our extended seating option of 42" overall, 24" inside.



Sofa Choices: With Signature Elements, you may choose from one of three sofa lengths: **LONG, MEDIUM, AND APARTMENT.** The sofas have these dimensions in common:

Seat Height: 19 1/2"

Outside Height: 37"

Inside Height: 19 1/2"

You may choose from one of two seating depths:

Standard: Outside 39" Inside 21"

Extended: Outside 42" Inside 24"

Note: The choice of seating depth is only available on sofas, loveseats, and sectional pieces.

| Sock Arm | Outside Length | Inside Length | Arm Height |
|-------------------|----------------|---------------|------------|
| Long Sofa | 97" | 81 1/2" | 24 1/2" |
| Medium Sofa | 87" | 71 1/2" | 24 1/2" |
| Apartment Sofa | 77" | 61 1/2" | 24 1/2" |
| Loveseat | 63 1/2" | 48" | 24 1/2" |
| Queen Sleeper | 87" | 71 1/2" | 24 1/2" |
| Full Size Sleeper | 79" | 63 1/2" | 24 1/2" |

Rolled Panel, Recessed Panel, Key & Rolled Pleat Arm

| | Outside Length | Inside Length | Arm Height |
|-------------------|----------------|---------------|------------|
| Long Sofa | 95" | 81" | 24 1/2" |
| Medium Sofa | 85" | 71" | 24 1/2" |
| Apartment Sofa | 75" | 61" | 24 1/2" |
| Loveseat | 61 1/2" | 47 1/2" | 24 1/2" |
| Queen Sleeper | 85" | 71" | 24 1/2" |
| Full Size Sleeper | 77" | 63" | 24 1/2" |

| English Arm | Outside Length | Inside Length | Arm Height |
|--------------------|----------------|---------------|------------|
| Long Sofa | 92" | 80 1/2" | 24" |
| Medium Sofa | 82" | 70 1/2" | 24" |
| Apartment Sofa | 72" | 60 1/2" | 24" |
| Loveseat | 58 1/2" | 47" | 24" |
| Queen Sleeper | 82" | 70 1/2" | 24" |
| Full Size Sleeper | 74" | 62 1/2" | 24" |

| Cap, Track, Track w/T Arm | Outside Length | Inside Length | Arm Height |
|----------------------------------|----------------|---------------|------------|
| Long Sofa | 91" | 80 1/2" | 24" |
| Medium Sofa | 81" | 70 1/2" | 24" |
| Apartment Sofa | 71" | 60 1/2" | 24" |
| Loveseat | 57 1/2" | 47" | 24" |
| Queen Sleeper | 81" | 70 1/2" | 24" |
| Full Size Sleeper | 73" | 62 1/2" | 24" |

Making it easy to fit your client's lifestyle is what we're about.

CHAIRS

The Signature Elements chair selection complements any style choice, whether it's a Signature Elements sofa or another silhouette in our line. They make a statement of their own! Our chair and chair and a half are available in one depth and have the following dimensions in common:

| | | |
|----------|----------------|------------|
| Outside: | Depth 40" | Height 36" |
| Inside: | Depth 22" | Height 19" |
| Seat: | Height 19 1/2" | |

Outside Length, Inside Length and Arm Height will vary based on your selection of Arm Style.

| | Outside Length | Inside Length | Arm Height |
|--------------------|----------------|---------------|------------|
| Sock Arm | 36" | 22" | 24" |
| Key Arm | 34" | 21 1/2" | 23 1/2" |
| Cap Arm | 31" | 21 1/2" | 24" |
| Rolled Panel Arm | 34 " | 21 1/2" | 23 1/2" |
| English Arm | 31 1/2" | 23 1/2" | 23 1/2" |
| Recessed Panel Arm | 34" | 21" | 23 1/2" |
| Track Arm | 31" | 21 1/2" | 24" |
| Rolled Pleat Arm | 34" | 21 1/2" | 23 1/2" |
| Track Arm with "T" | 31" | 21 1/2" | 24" |

The Matching Ottoman to any Signature Elements chair will have the following dimensions:

Chair Ottoman

Outside: L 23" D 20 1/2" H 17"

CHAIR AND A HALF

The Signature Elements chair and a half has the following dimensions:

| | | |
|----------|----------------|------------|
| Outside: | Depth 40" | Height 36" |
| Inside: | Depth 22" | Height 19" |
| Seat: | Height 19 1/2" | |

Outside Length, Inside Length and Arm Height will vary based on your selection of Arm Style.

| | Outside Length | Inside Length | Arm Height |
|--------------------|----------------|---------------|------------|
| Sock Arm | 48" | 34" | 24" |
| Key Arm | 46" | 33 1/2" | 23 1/2" |
| Cap Arm | 43" | 33 1/2" | 24" |
| Rolled Panel Arm | 46" | 33 1/2" | 23 1/2" |
| English Arm | 43 1/2" | 33 1/2" | 23 1/2" |
| Recessed Panel Arm | 46" | 33" | 23 1/2" |
| Track Arm | 43" | 33 1/2" | 24" |
| Rolled Pleat Arm | 46" | 33 1/2" | 23 1/2" |
| Track Arm with "T" | 43" | 33 1/2" | 24" |

The Matching Ottoman to any Signature Elements chair and a half will have the following dimensions:

Chair and a Half Ottoman

Outside: L 35" D 20 1/2" H 17"

SECTIONALS

Signature Elements contains a wide variety of sectional pieces giving you maximum flexibility when working on any floor plan. We have provided the scaled drawings with overall dimensions for all of the available sectional pieces on page 5, followed on page 6 by completed configuration dimensions. All sectionals in the Signature Elements offering are available in either our standard seating depth of 21" or our extended seating depth of 24". All sectionals are standard with sectional connectors.



SLEEPERS

Whether you are creating additional sleeping space for an urban loft or making the family room a popular sleep over spot for the kids, our Signature Elements sleepers are the perfect fit. They are available in either queen or full sizes and incorporate a Leggett and Platt Classic XL bifold unit. This premium unit employs square tubular construction for maximum durability and is extra long with a TV headrest. Our standard mattress, from Kingsdown, is 75" long, 6" thick, with inner spring construction similar to premium bedding. This mattress is mildew resistant, odor free, and hypo-allergenic. For an additional charge, we also offer an air mattress. Please refer to the price list for details.

Dimensions: Our sleepers share the following dimensions:

| | | | |
|-----------------|---------|----------------|-----|
| Seat Height: | 20" | Inside Depth: | 21" |
| Inside Height: | 19 1/2" | Overall Depth: | 42" |
| Overall Height: | 38" | | |

For the Outside Lengths, Inside Lengths, and Arm Heights, please refer to the tables on page 7.

Note: The Turn Leg w/Caster and Post w/Caster Base Styles are not available for Sleepers.

COMMON FEATURES

Back Cushions: Should you choose one of the four filled back options, either bordered or knife edge, your back will be standard with 100% fiber. Our filled backs will be sewn and channeled in a down-proof ticking to prevent migration. The standard construction for our filled back options is loose pillow. Attached back construction is also available. Please note your selection on the order form.

Seat Cushions: All Signature Elements pieces specified in fabric are standard with our Ultra Crown seat cushion. This cushion is a medium soft cushion yielding a more tailored appearance. For fabric pieces, you may also select either our Spring Down or Comfort Down cushions for an additional charge.

All Signature Elements pieces specified in leather are standard with our Comfort Down seat cushion.

Cushion Configuration: The Medium and Long sofas are standard with three seat cushions and backs. Either of these can be changed to a two cushion configuration at no additional charge. A single bench seat cushion may also be specified at no additional charge on any length sofa, loveseat, or sectional piece. Please specify either of these preferences on the Signature Elements order form.

Throw Pillows: All Signature Elements pieces **specified in fabric** are standard with 21" feather down throw pillows. All fabric sofas, loveseats, sleepers, and straight-line sectionals will include two pillows. Any fabric sectional ordered with a corner will include four pillows. Throw pillows are not included with Signature Elements pieces in leather.



Finish: Any Signature Elements piece requiring a finish will be standard with one of our Traditional finishes. You may also select a Decorative finish at an additional charge.

Decorative Treatments: For decorative treatments available with our Signature Elements series, please refer to our price list.

COM Requirements: Please refer to our price list for all COM requirements.



MADE IN THE USA

ORDER FORM

Customer Name: _____

City: _____ State/Zip: _____

Sidemark: _____ Purchase Order No: _____

Step 1: Select your depth (*sofa, loveseat & sectional pieces only*).

- _____ 21 - **Standard:** Outside: 39", Inside: 21"
_____ 24 - **Extended:** Outside: 42", Inside: 24"

Step 2: Select your base.

- | | |
|---|---|
| _____ 1 - Empire Skirt <i>Not available in leather.</i> | _____ 5 - Bun Foot |
| _____ 2 - Tapered Post | _____ 6 - Block Foot |
| _____ 3 - Turned Leg No Caster | _____ 7 - Modern Leg |
| _____ 4 - Turned Leg With Caster <i>Not available on sleepers.</i> | _____ 8 - Post With Caster <i>Not available on sleepers.</i> |
| | _____ 9 - Drape Skirt <i>Not available in leather.</i> |

Step 3: Select your arm.

- | | |
|------------------------------|--|
| _____ A - English Arm | _____ I - Cap Arm |
| _____ B - Rolled Panel Arm | _____ J - Key Arm |
| _____ C - Sock Arm | _____ K - Rolled Pleat Arm* |
| _____ D - Track Arm* | _____ L - Track Arm with T Cushion* |
| _____ E - Recessed Panel Arm | |

***Denotes weltless arms, seat cushions, back cushions and throw pillows**

Step 4: Select your piece. (*indicate quantity*) **Sectional Pieces:**

- | | |
|-------------------------------------|-----------------------------|
| _____ 22 - Chair | _____ 24 - Armless Chair |
| _____ 23 - Ottoman | _____ 32 - RAF Chaise |
| _____ 46 - Chair and a Half | _____ 33 - LAF Chaise |
| _____ 35 - Chair and a Half Ottoman | _____ 39 - Corner Chair |
| _____ 62 - Loveseat | _____ 47 - Armless Loveseat |
| _____ 75 - Apartment Sofa | _____ 54 - RAF Loveseat |
| _____ 85 - Medium Sofa | _____ 55 - LAF Loveseat |
| _____ 95 - Long Sofa | _____ 59 - Curve |
| _____ 77 - Sleeper - Full Size* | _____ 71 - Armless Sofa |
| _____ 85 - Sleeper - Queen* | _____ 78 - RAF Sofa |
| | _____ 79 - LAF Sofa |
| | _____ 92 - RAF Corner Sofa |
| | _____ 93 - LAF Corner Sofa |

***Sleepers available in
Standard seating depth only**

Step 5: Select your back type. ***Loose pillow standard for filled back.***

- _____ T - Tight Back
_____ B - Bordered Back
_____ C - Straight Bordered Back
_____ K - Knife Edge Back
_____ L - Straight Knife Edge Back
_____ **Check here for attached back cushion**
_____ **Check here for 2" taller filled back cushion**

Step 6: Select your cushion configuration.

- _____ 3 Cushion (standard)
_____ 2 Cushion
_____ Bench Cushion

Step 7: Select your cushion fill.

- _____ Ultra Crown (standard for fabric pieces)
_____ Spring Down (optional for fabric pieces; upcharge will apply)
_____ Comfort Down (standard for leather pieces; upcharge will apply for fabric pieces)

Step 8: Select your finish if applicable.

Step 9: Specify your fabric and/or leather as well as any decorative treatments.

Please contact our customer service department should you need additional assistance.

POPULAR CHAIR CONFIGURATIONS



Chair:

| | |
|---|---|
| 2 | 2 |
|---|---|

| |
|---|
| 1 |
|---|

| |
|---|
| C |
|---|

 —

| |
|---|
| K |
|---|

LEG ARM BACK

Chair with Empire Skirt, Sock Arm, Knife Edge Back



Chair:

| | |
|---|---|
| 2 | 2 |
|---|---|

| |
|---|
| 8 |
|---|

| |
|---|
| A |
|---|

 —

| |
|---|
| B |
|---|

LEG ARM BACK

Chair with Post with Caster, English Arm, Bordered Back



Chair:

| | |
|---|---|
| 2 | 2 |
|---|---|

| |
|---|
| 1 |
|---|

| |
|---|
| D |
|---|

 —

| |
|---|
| C |
|---|

LEG ARM BACK

Chair with Empire Skirt, Track Arm, Straight Bordered Back



Chair:

| | |
|---|---|
| 2 | 2 |
|---|---|

| |
|---|
| 7 |
|---|

| |
|---|
| I |
|---|

 —

| |
|---|
| C |
|---|

LEG ARM BACK

Chair with Modern Leg, Cap Arm, Straight Bordered Back



Chair:

| | |
|---|---|
| 2 | 2 |
|---|---|

| |
|---|
| 4 |
|---|

| |
|---|
| C |
|---|

 —

| |
|---|
| B |
|---|

LEG ARM BACK

Chair with Turned Leg with Caster, Sock Arm, Bordered Back



Chair:

| | |
|---|---|
| 2 | 2 |
|---|---|

| |
|---|
| 1 |
|---|

| |
|---|
| A |
|---|

 —

| |
|---|
| T |
|---|

LEG ARM BACK

Chair with Empire Skirt, English Arm, Tight Back



Chair:

| | |
|---|---|
| 2 | 2 |
|---|---|

| |
|---|
| 6 |
|---|

| |
|---|
| B |
|---|

 —

| |
|---|
| K |
|---|

LEG ARM BACK

Chair with Block Foot, Rolled Panel Arm, Knife Edge Back



Chair:

| | |
|---|---|
| 2 | 2 |
|---|---|

| |
|---|
| 4 |
|---|

| |
|---|
| A |
|---|

 —

| |
|---|
| T |
|---|

LEG ARM BACK

Chair with Turned Leg with Caster, English Arm, Tight Back



Chair:

| | |
|---|---|
| 2 | 2 |
|---|---|

| |
|---|
| 1 |
|---|

| |
|---|
| A |
|---|

 —

| |
|---|
| T |
|---|

| | |
|---|---|
| 2 | 2 |
|---|---|

| |
|---|
| 1 |
|---|

| |
|---|
| Z |
|---|

 —

| |
|----|
| 23 |
|----|

LEG ARM BACK LEG

Matching Ottoman:

Chair and Ottoman with Empire Skirt, English Arm, Tight Back



Chair:

| | |
|---|---|
| 2 | 2 |
|---|---|

| |
|---|
| 1 |
|---|

| |
|---|
| E |
|---|

 —

| |
|---|
| K |
|---|

LEG ARM BACK

Chair with Empire Skirt, Recessed Panel Arm, Knife Edge Back



Chair:

| | |
|---|---|
| 2 | 2 |
|---|---|

| |
|---|
| 3 |
|---|

| |
|---|
| E |
|---|

 —

| |
|---|
| T |
|---|

LEG ARM BACK

Chair with Turned Leg No Caster, Recessed Panel Arm, Tight Back



Chair:

| | |
|---|---|
| 2 | 2 |
|---|---|

| |
|---|
| 8 |
|---|

| |
|---|
| J |
|---|

 —

| |
|---|
| B |
|---|

| | |
|---|---|
| 2 | 2 |
|---|---|

| |
|---|
| 8 |
|---|

| |
|---|
| Z |
|---|

 —

| |
|----|
| 23 |
|----|

LEG ARM BACK LEG

Matching Ottoman:

Chair and Ottoman with Post with Caster, Key Arm, Bordered Back

POPULAR SOFA CONFIGURATIONS



Apartment Sofa:

| | | | | | | |
|-------|---|-----|-----|-------|---|------|
| 2 | 1 | 8 | D | 7 | 5 | K |
| DEPTH | | LEG | ARM | PIECE | | BACK |

Apartment Sofa with Post with Caster, Track Arm, Knife Edge Back



Medium Sofa:

| | | | | | | |
|-------|---|-----|-----|-------|---|------|
| 2 | 4 | 8 | K | 8 | 5 | L |
| DEPTH | | LEG | ARM | PIECE | | BACK |

Medium Sofa with Post with Caster, Rolled Pleat Arm, Straight Knife Edge Back



Apartment Sofa:

| | | | | | | |
|-------|---|-----|-----|-------|---|------|
| 2 | 1 | 1 | L | 7 | 5 | B |
| DEPTH | | LEG | ARM | PIECE | | BACK |

Apartment Sofa with Empire Skirt, Track Arm with T Cushion, Bordered Back



Medium Sofa:

| | | | | | | |
|-------|---|-----|-----|-------|---|------|
| 2 | 4 | 1 | D | 8 | 5 | B |
| DEPTH | | LEG | ARM | PIECE | | BACK |

Medium Sofa with Empire Skirt, Track Arm, Bordered Back



Apartment Sofa:

| | | | | | | |
|-------|---|-----|-----|-------|---|------|
| 2 | 1 | 8 | J | 7 | 5 | C |
| DEPTH | | LEG | ARM | PIECE | | BACK |

Apartment Sofa with Post with Caster, Key Arm, Straight Bordered Back



Medium Sofa:

| | | | | | | |
|-------|---|-----|-----|-------|---|------|
| 2 | 1 | 6 | D | 8 | 5 | B |
| DEPTH | | LEG | ARM | PIECE | | BACK |

Medium Sofa with Block Foot, Track Arm, Bordered Back



Apartment Sofa:

| | | | | | | |
|-------|---|-----|-----|-------|---|------|
| 2 | 1 | 2 | L | 7 | 5 | C |
| DEPTH | | LEG | ARM | PIECE | | BACK |

Apartment Sofa with Tapered Post, Track Arm with T Cushion, Straight Bordered Back

POPULAR SOFA CONFIGURATIONS



Long Sofa:

2 4 1 K — 9 5 L
 DEPTH LEG ARM PIECE BACK

Long Sofa with Empire Skirt, Roll Pleated Arm, Straight Knife Edge Back



Long Sofa:

2 4 1 K — 9 5 L
 DEPTH LEG ARM PIECE BACK

Long Sofa with Empire Skirt, Roll Pleated Arm, Straight Knife Edge Back



Long Sofa:

2 1 4 A — 9 5 T
 DEPTH LEG ARM PIECE BACK

Long Sofa with Turned Leg with Caster, English Arm, Tight Back



Long Sofa:

2 4 1 I — 9 5 K
 DEPTH LEG ARM PIECE BACK

Long Sofa with Empire Skirt, Cap Arm, Knife Edge Back



Long Sofa:

2 4 7 I — 9 5 C
 DEPTH LEG ARM PIECE BACK

Long Sofa with Modern Leg, Cap Arm, Straight Bordered Back



Long Sofa:

2 4 1 E — 9 5 B
 DEPTH LEG ARM PIECE BACK

Long Sofa with Empire Skirt, Recessed Panel Arm, Bordered Back

POPULAR SECTIONAL CONFIGURATIONS



LAF Loveseat:

| | | | | | | | |
|-------|-----|-----|---|---|-------|------|---|
| 2 | 4 | 6 | I | — | 5 | 5 | C |
| DEPTH | LEG | ARM | | | PIECE | BACK | |

RAF Corner Sofa:

| | | | | | | | |
|-------|-----|-----|---|---|-------|------|---|
| 2 | 4 | 6 | I | — | 9 | 2 | C |
| DEPTH | LEG | ARM | | | PIECE | BACK | |

Sectional with Block Foot, Cap Arm, Straight Bordered Back



LAF Loveseat:

| | | | | | | | |
|-------|-----|-----|---|---|-------|------|---|
| 2 | 4 | 7 | I | — | 5 | 5 | C |
| DEPTH | LEG | ARM | | | PIECE | BACK | |

RAF Corner Sofa:

| | | | | | | | |
|-------|-----|-----|---|---|-------|------|---|
| 2 | 4 | 7 | I | — | 9 | 2 | C |
| DEPTH | LEG | ARM | | | PIECE | BACK | |

Sectional with Modern Leg, Cap Arm, Straight Bordered Back



LAF Chaise:

| | | | | | | | |
|-------|-----|-----|---|---|-------|------|---|
| 2 | 1 | 7 | J | — | 3 | 3 | C |
| DEPTH | LEG | ARM | | | PIECE | BACK | |

RAF Sofa:

| | | | | | | | |
|-------|-----|-----|---|---|-------|------|---|
| 2 | 1 | 7 | J | — | 7 | 8 | C |
| DEPTH | LEG | ARM | | | PIECE | BACK | |

Sectional with Modern Leg, Key Arm, Straight Bordered Back



LAF Chaise:

| | | | | | | | |
|-------|-----|-----|---|---|-------|------|---|
| 2 | 1 | 6 | L | — | 3 | 3 | B |
| DEPTH | LEG | ARM | | | PIECE | BACK | |

RAF Sofa:

| | | | | | | | |
|-------|-----|-----|---|---|-------|------|---|
| 2 | 1 | 6 | L | — | 7 | 8 | B |
| DEPTH | LEG | ARM | | | PIECE | BACK | |

Sectional with Block Foot, Track Arm with T Cushion, Bordered Back



LAF Chaise:

| | | | | | | | |
|-------|-----|-----|---|---|-------|------|---|
| 2 | 1 | 6 | J | — | 3 | 3 | B |
| DEPTH | LEG | ARM | | | PIECE | BACK | |

RAF Sofa:

| | | | | | | | |
|-------|-----|-----|---|---|-------|------|---|
| 2 | 1 | 6 | J | — | 7 | 8 | B |
| DEPTH | LEG | ARM | | | PIECE | BACK | |

Sectional with Block Foot, Key Arm, Bordered Back



LAF Sofa:

| | | | | | | | |
|-------|-----|-----|---|---|-------|------|---|
| 2 | 4 | 6 | L | — | 7 | 9 | C |
| DEPTH | LEG | ARM | | | PIECE | BACK | |

RAF Corner Sofa:

| | | | | | | | |
|-------|-----|-----|---|---|-------|------|---|
| 2 | 4 | 6 | L | — | 9 | 2 | C |
| DEPTH | LEG | ARM | | | PIECE | BACK | |

Sectional with Block Foot, Track Arm with T Cushion, Straight Bordered Back



LAF Chaise:

| | | | | | | | |
|-------|-----|-----|---|---|-------|------|---|
| 2 | 1 | 7 | J | — | 3 | 3 | C |
| DEPTH | LEG | ARM | | | PIECE | BACK | |

RAF Sofa:

| | | | | | | | |
|-------|-----|-----|---|---|-------|------|---|
| 2 | 1 | 7 | J | — | 7 | 8 | C |
| DEPTH | LEG | ARM | | | PIECE | BACK | |

Sectional with Modern Leg, Key Arm, Straight Bordered Back



SIGNATURE
ELEMENTS