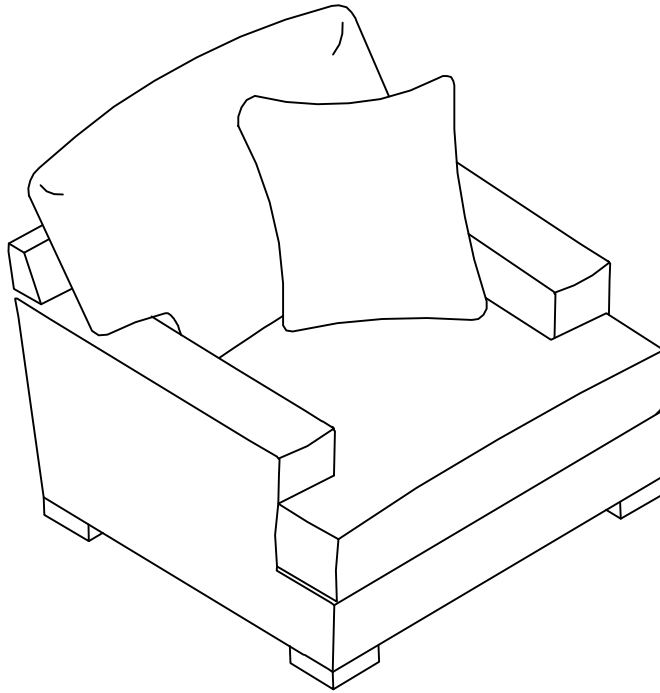


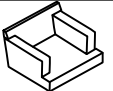
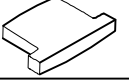







**Furniture of America®**

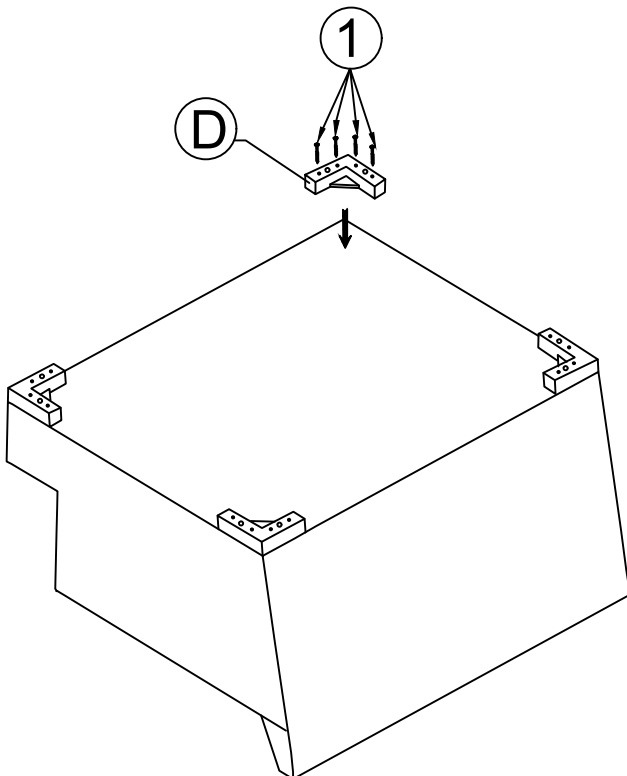
# Assembly Instruction Chair

SKU: FM64201BG-CH / FM64201GY-CH



No	PART LIST		Q'TY
A	Chair		1PC
B	Seat Cushion		1PC
C	Pillow		1PC
D	Legs		4 PCS
E	Back Cushion		1PC
No	HARD WARE LIST		Q'TY
1	Screw	 M4*60mm	16 PCS
Philips head screwdriver require for assembly (not included) 			

## STEP 1



1. Attach the Legs (D) with Chair.

\* Thanks for choosing Furniture of America

## FINISH

