

MONOGRAM 24" INTEGRATED REFRIGERATOR

ZIR241NPNII



FULLY INTEGRATED COLUMN DESIGN

With concealed hinge offers a look of seamless perfection that installs flush with surrounding cabinetry

PANEL-READY EXTERIOR WITH SIX-WAY ADJUSTABILITY

Accepts Statement or Minimalist Collection stainless steel panels ordered separately from Monogram or custom panel & handle from your cabinet maker

RETROFIT CAPABILITY

Allows you to replace a 48" or 42" built-in side-by-side refrigerator with two column refrigerators with no cabinet or electrical modifications

RAMP-UP LED INTERIOR LIGHTING

Throughout the fresh food compartment accentuates the sophisticated interior and allows easy viewing of contents

AUTOFILL PITCHER

Automatically refills when placed on its dock inside the refrigerator, so you'll have a pitcher of chilled, filtered water ready anytime

REMOTE CONNECTIVITY VIA WIFI

Allows you to wirelessly control refrigerator settings from your smartphone, using an available app

ADJUSTABLE, HYDROPHOBIC, SPILL-RESISTANT GLASS SHELVES WITH INTEGRATED LED LIGHTING

Provide convenient storage and a clean appearance

FINELY CRAFTED, ADJUSTABLE ALUMINUM DOOR BINS WITH GLASS ACCENTS

Offer easy access to beverages and quick-grab items

UPFRONT, ELECTRONIC-TOUCH CONTROLS

Make it easy to adjust climate settings to create ideal food storage conditions

TEMPERATURE-CONTROLLED DRAWER

Offers added storage flexibility with pre-programmed settings for meat, beverage, and deli

SOFT-CLOSE DRAWERS

Use an innovative sliding mechanism to help the drawers close gently and completely

HUMIDITY-CONTROLLED VEGETABLE DRAWER

Helps preserve the freshness of foods

DEDICATED EVAPORATOR SEALED SYSTEM

Helps maintain a precise temperature throughout the fresh food compartment

WATER FILTRATION SYSTEM

Supplies you with clean, fresh-tasting water

SABBATH MODE

Designed to disable functions in accordance with Sabbath-observing practices



SPECIFICATIONS

Overall Width	23 9/16" (59.8 cm)
Overall Height	83 1/2" (212.1 cm)
Overall Depth	24 3/4" (62.9 cm)
Door Clearance at 90°	27 3/8" (69.5 cm)
Cutout Width	23 13/16" (60.5 cm)
Cutout Height	84" (213.4 cm)
Cutout Depth	25" (63.5 cm)
Plumbing Requirements	GE SmartConnect kit
Net Weight (approx)	460 lb (208.7 kg)

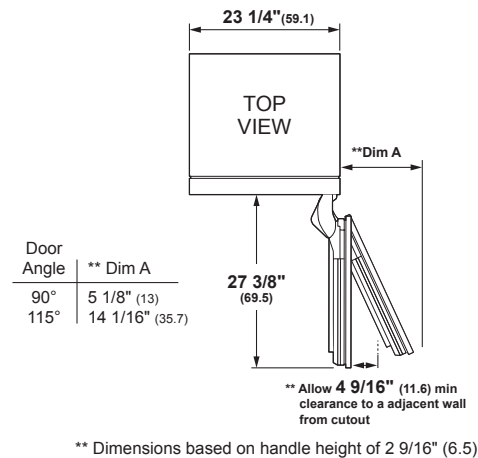
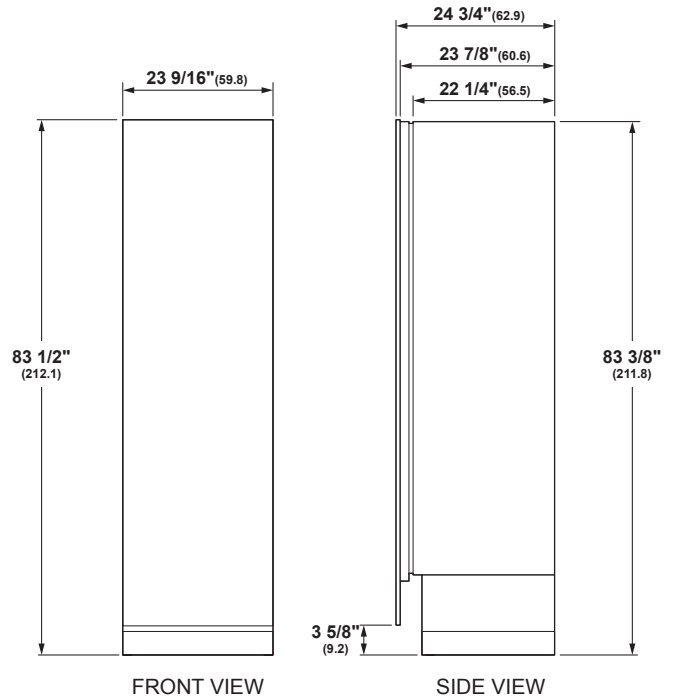
ATTENTION ELECTRICIAN:

A 115 volt 60Hz., 15 or 20 amp power supply is required. An individual properly grounded branch circuit or circuit breaker is recommended. For multiple unit installation, each unit requires separate individually properly grounded circuit or breaker and separate properly grounded 3-prong electrical receptacle recessed.

⚠ WARNING:

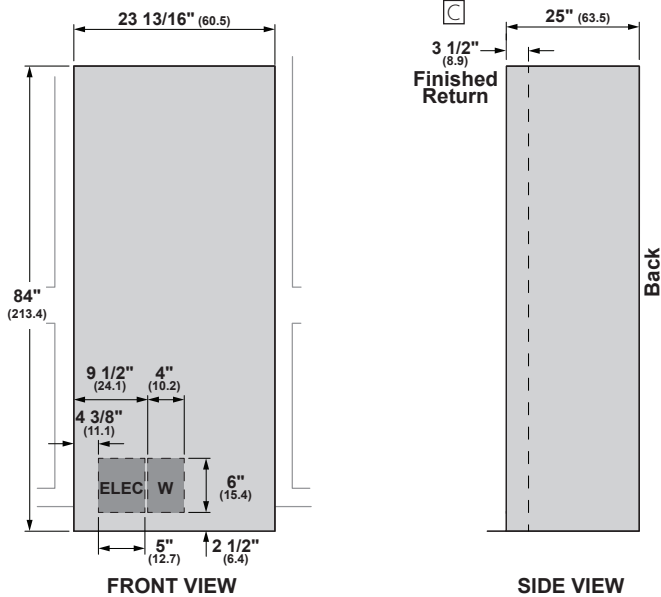
When installing appliance, you must use and follow the product installation instructions. These can be found with unit or on web at monogram.com.

OVERALL DIMENSIONS

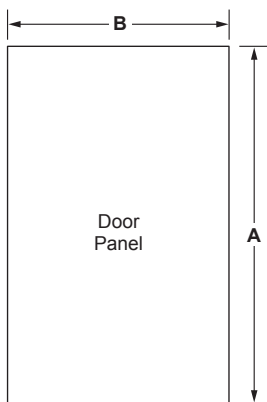


Dimensions in parentheses are in centimeters unless otherwise noted. Actual product dimensions may vary due to manufacturing tolerances.

SINGLE INSTALLATION



FLUSH 3/4" PANEL DIMENSIONS SINGLE INSTALLATION



PANEL DIMENSIONS

A	B
79 7/8"	23 9/16"

INTEGRATED INSTALLATION

HELPFUL TIPS

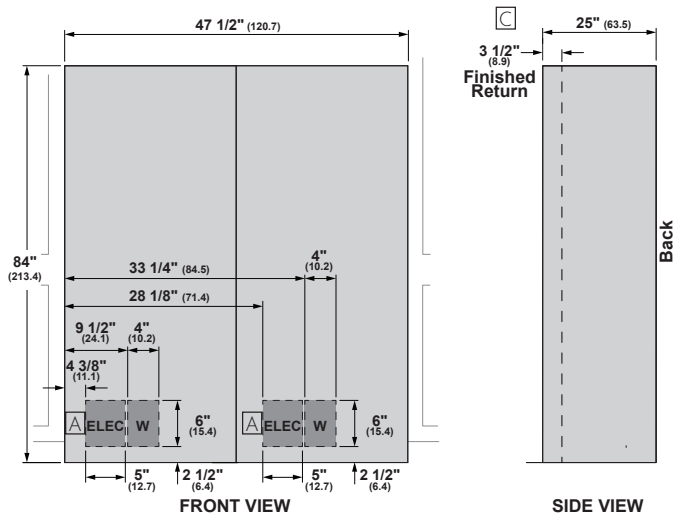
- C A minimum 3 1/2" (8.9) finished return matching cabinet exterior recommended on interior on all sides and top at front of opening
- Trimmed refrigerators are designed to be customized with decorative panels. Field-installed 3/4" custom door panels are required.
- Maximum total panel weight:
 Door panel – 45 lbs.
 Note: For panels constructed with rails and stiles (5-panel), the rails and stiles must be a minimum of 2" wide.
- For Custom Panels: Use templates provided with units to pre-drill holes for mounting panel brackets (provided with unit). Adjustment screws and instructions also provided with units.
- Requires custom handle from cabinet maker.
- Stainless steel handle and panel options:
 ZK1SN249NLH: Left-hand 24" stainless steel door panel
 ZK1SN244NRH: Right-hand 24" stainless steel door panel
 ZKSP1H1CNSS: Minimalist handle for stainless steel panels only
 ZKSP1H1PNSS: Statement handle for stainless steel panels only

⚠ WARNING:

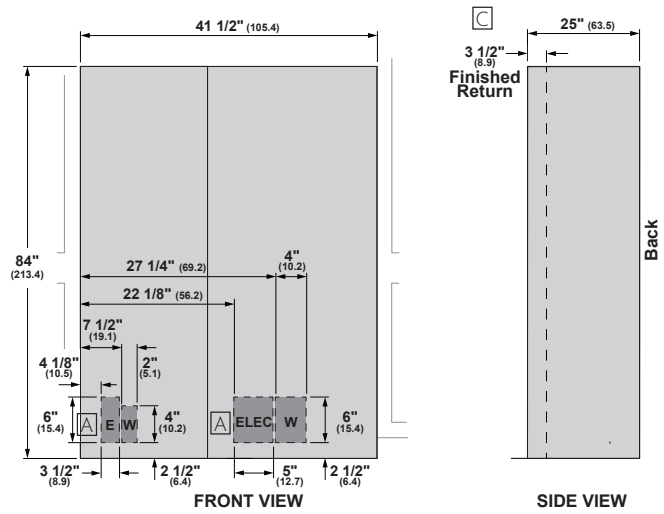
When installing appliance, you must use and follow the product installation instructions. These can be found with unit or on web at monogram.com.

This document is intended for cabinet and panel construction only.

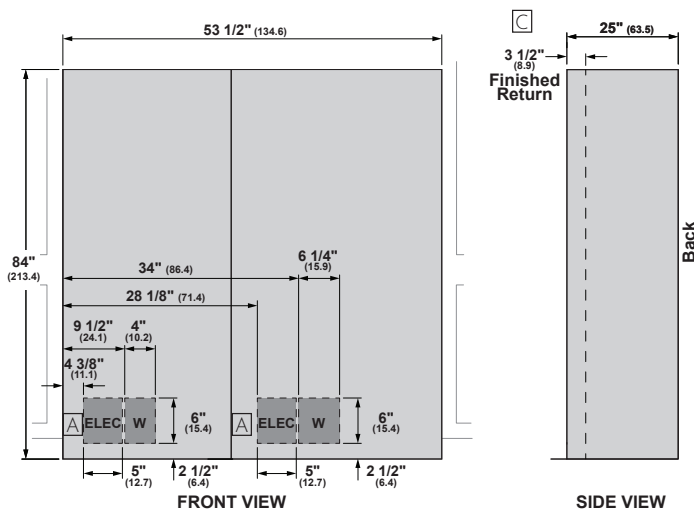
DUAL INSTALLATION
24" INTEGRATED FREEZER, ZIF241NPNII AND
24" INTEGRATED REFRIGERATOR, ZIR241NPNII



DUAL INSTALLATION
18" INTEGRATED FREEZER, ZIF181NPNII AND
24" INTEGRATED REFRIGERATOR, ZIR241NPNII



DUAL INSTALLATION
30" INTEGRATED FREEZER, ZIF301NPNII AND
24" INTEGRATED REFRIGERATOR, ZIR241NPNII

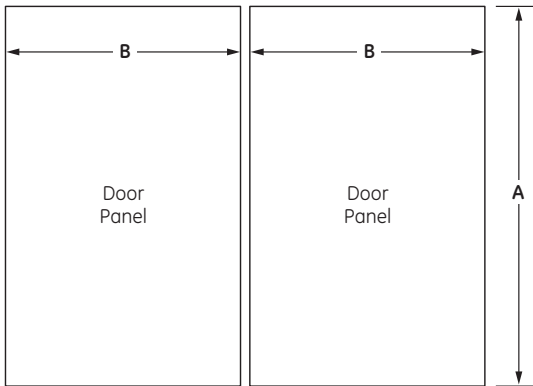


INTEGRATED INSTALLATION

HELPFUL TIPS

- A** A separate 115V, 60Hz, 15- or 20-amp power supply is recommended for each product.
- B** Cutout based on installation of two products with a left-and-right-hand door swing.
- C** A minimum 3 1/2" (8.9) finished return matching cabinet exterior recommended on interior on all sides and top at front of opening.

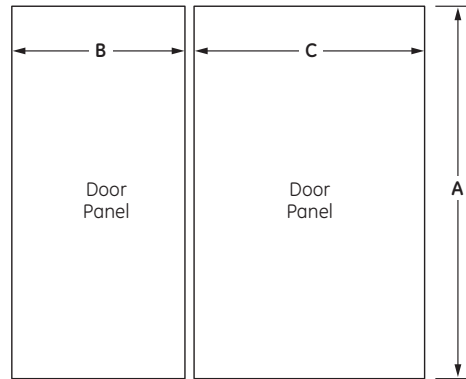
**FLUSH 3/4" PANEL DIMENSIONS DUAL
INSTALLATION WITH 24" FREEZER, ZIF241NPNII
AND 24" REFRIGERATOR, ZIR241NPNII**



PANEL DIMENSIONS

A	B
79 7/8"	23 9/16"

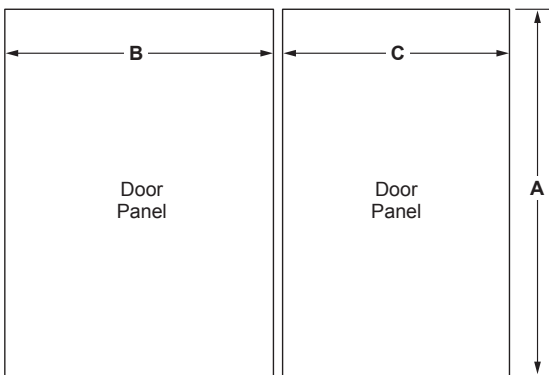
**FLUSH 3/4" PANEL DIMENSIONS DUAL
INSTALLATION WITH 18" FREEZER, ZIF181NPNII
AND 24" REFRIGERATOR, ZIR241NPNII**



PANEL DIMENSIONS

A	B	C
79 7/8"	17 9/16"	23 9/16"

**FLUSH 3/4" PANEL DIMENSIONS DUAL
INSTALLATION WITH 30" FREEZER, ZIF301NPNII
AND 24" REFRIGERATOR, ZIR241NPNII**



PANEL DIMENSIONS

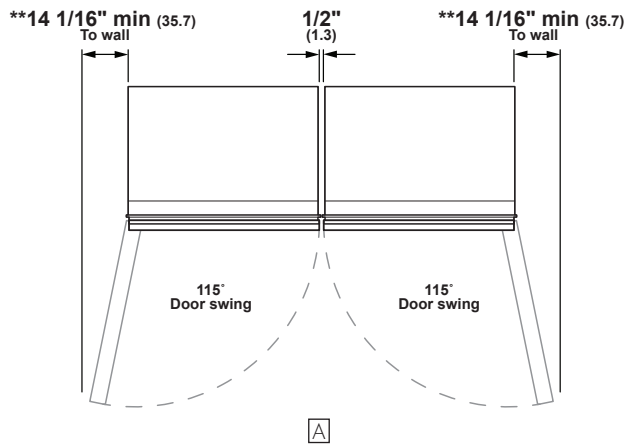
A	B	C
79 7/8"	29 9/16"	23 9/16"

INTEGRATED INSTALLATION

HELPFUL TIPS

- Trimmed refrigerators are designed to be customized with decorative panels. Field-installed 3/4" custom door panels are required.
- Maximum total panel weight: 45 lbs
Note: For panels constructed with rails and stiles (5-panel), the rails and stiles must be a minimum of 2" wide.
- For Custom Panels: Use templates provided with units to pre-drill holes for mounting panel brackets (provided with unit). Adjustment screws and instructions also provided with units.
- Requires custom handle from cabinet maker.
- Stainless steel handle and panel options:
ZK1SN189NLH: Left-hand 18" stainless steel door panel
ZK1SN184NRH: Right-hand 18" stainless steel door panel
ZK1SN249NLH: Left-hand 24" stainless steel door panel
ZK1SN244NRH: Right-hand 24" stainless steel door panel
ZK1SN309NLH: Left-hand 30" stainless steel door panel
ZK1SN304NRH: Right-hand 30" stainless steel door panel
ZKSP1H1CNSS: Minimalist handle for stainless steel panels only
ZKSP1H1PNSS: Statement handle for stainless steel panels only
- Dual installation full width toekick options:
ZKK42P: 42" stainless toekick
ZKK48P: 48" stainless toekick
ZKK54P: 54" stainless toekick

DUAL PRODUCT CLEARANCES



** Dimensions based on handle height of 2 9/16" (6.5)

INTEGRATED INSTALLATION

HELPFUL TIPS

- A** In a side-by-side installation of a left-and-right-hand door swing product, 1/2" clearance between the units is required. Also required is Side-by-Side Heater/Dual Installation Kit, ZKUN