

ASSEMBLY INSTRUCTION

MADE IN VIETNAM

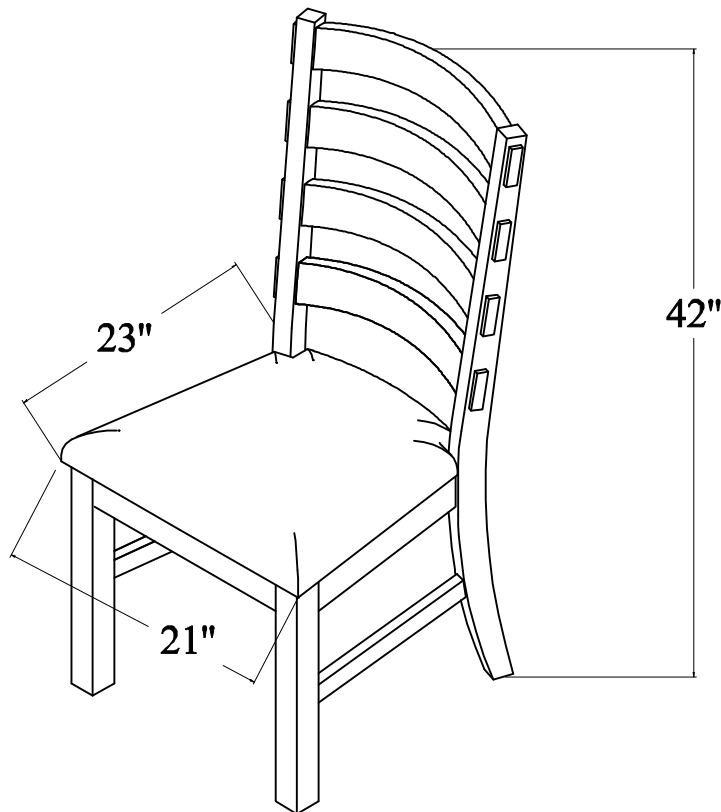
D350-20-03 SIDE CHAIR

Thank you for purchasing this quality product. Be sure to check all packing materials carefully for small parts that may have come loose inside the carton during shipment.

Before you start assembly: Please read all instructions carefully before beginning the assembly process. It is recommended that 2 people work together during assembly to prevent personal injury and to ensure that heavy or cumbersome parts are not damaged during the process.


CAUTION: For your safety, this product requires two people to lift.

Assembled Dimensions




20 MINUTES

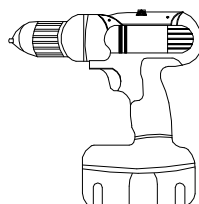
APPROXIMATE ASSEMBLE TIME



2 PERSON



REQUIRED ASSEMBLY SPACE

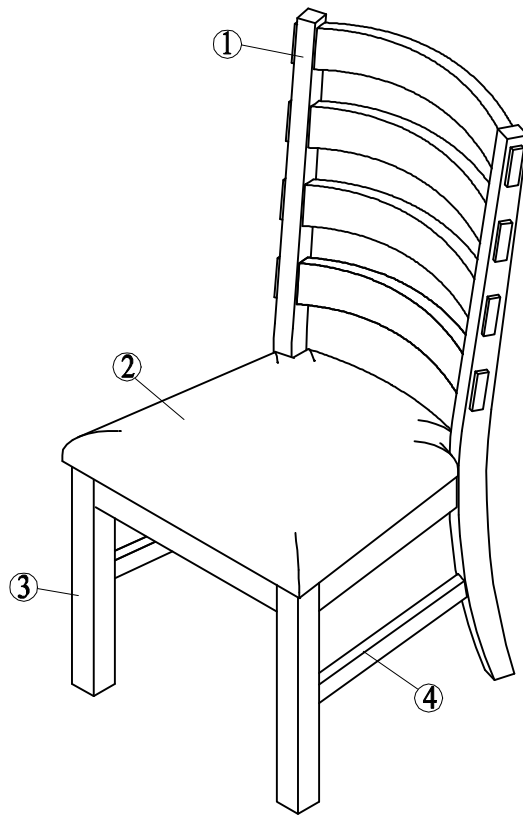


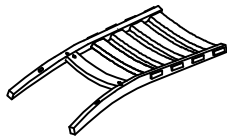
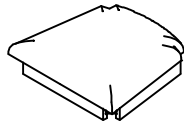
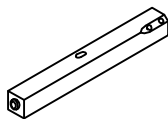
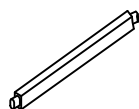

REQUIRED ASSEMBLY TOOLS

NOT
PROVIDED

ITEM NO. : D350-20-03 SIDE CHAIR

PART LIST

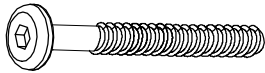


NO.		PART LIST	Q.TY
(1)		Chair Back	1
(2)		Seat Frame with Cushion	1
(3)		Front Leg Left - Right	2
(4)		Side Stretcher	2
(5)		Plastic Glide	4

ITEM NO. : D350-20-03 SIDE CHAIR

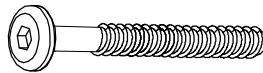
HARWARE LIST

A



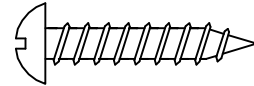
4X
Ø 5/16"*70mm
SHORT BOLT

B



4X
Ø 5/16"*89mm
LONG BOLT

C



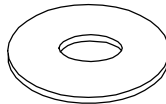
4X
Ø 8*38mm
SCREW

D



8X
Ø 5/16"*12*2mm
SPRING WASHER

E



8X
Ø 5/16"*16*2mm
FLAT WASHER

F



1X
M4*59mm
"L" ALLEN KEY

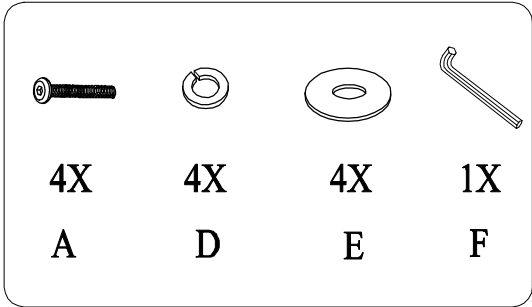
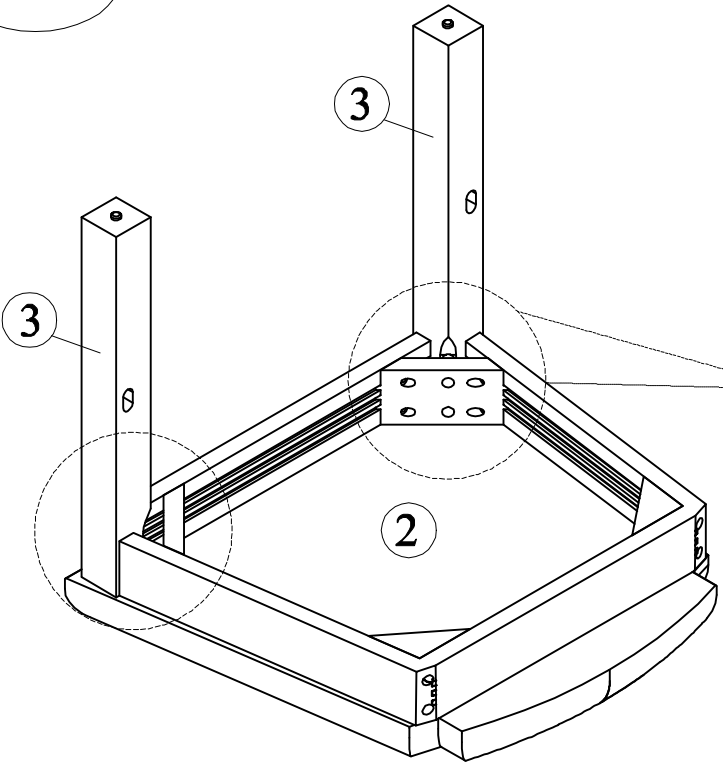
G



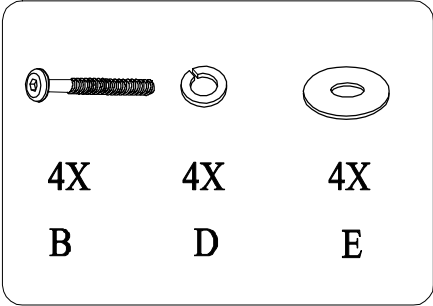
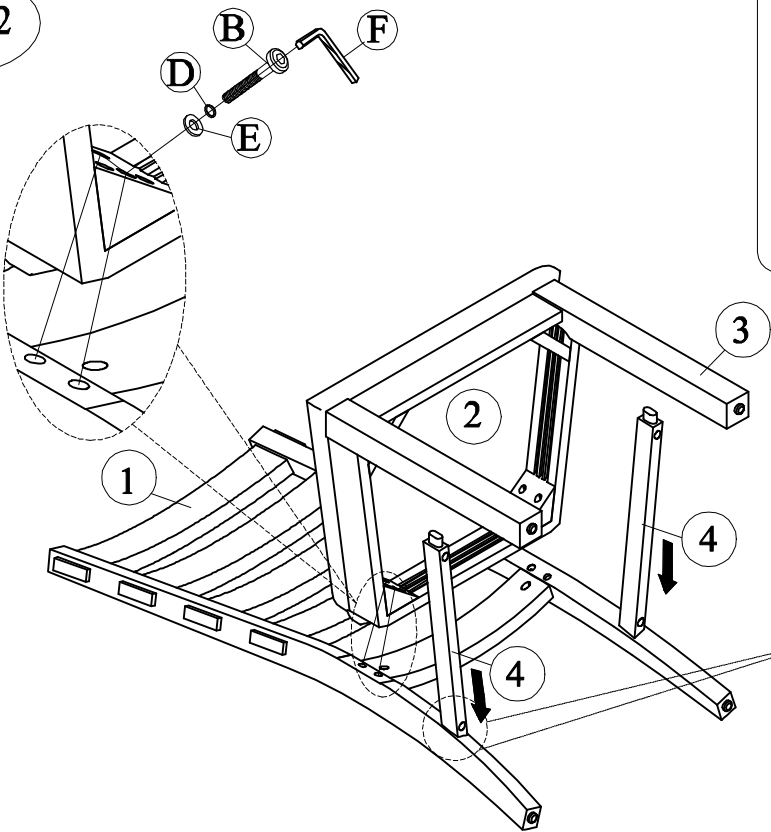
1X
M4*100mm
"STRAIGHT" ALLEN KEY

ITEM NO. : D350-20-03 SIDE CHAIR

STEP 1

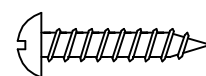
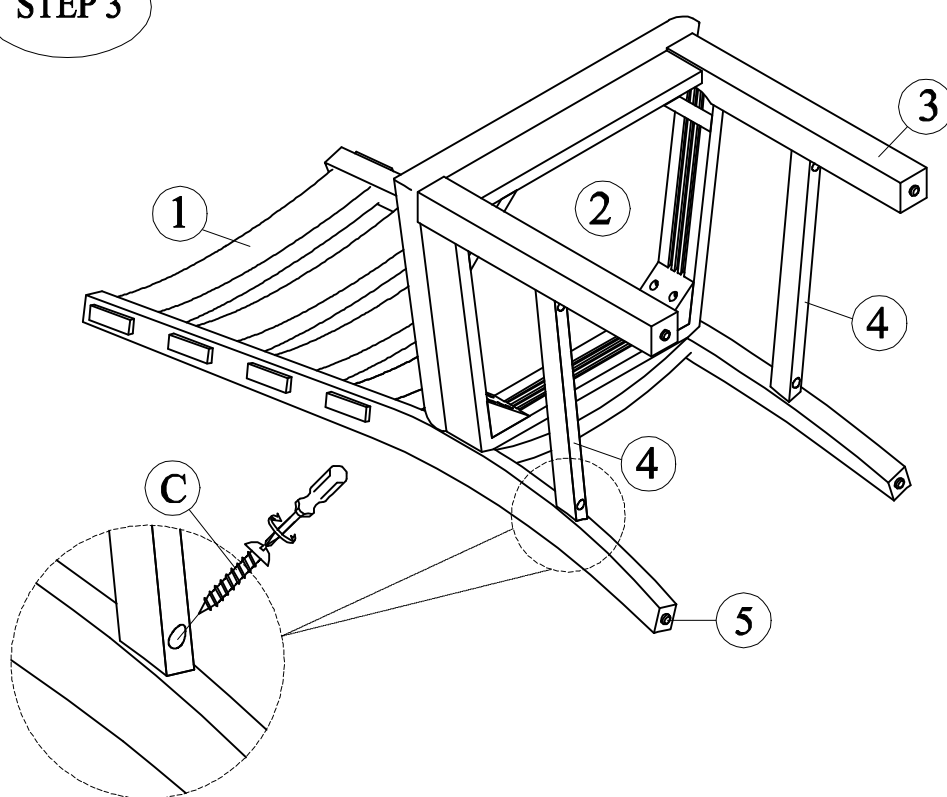


STEP 2



ITEM NO. : D350-20-03 SIDE CHAIR

STEP 3



4X
C

STEP 4

