






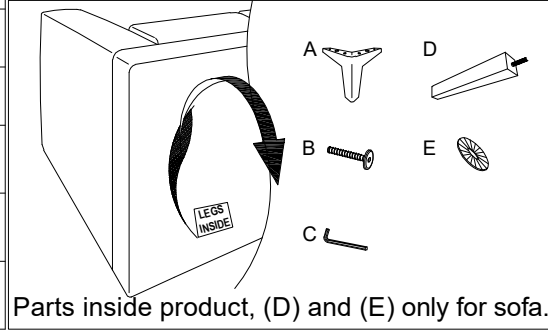
Assembly Instruction

Model: U6109

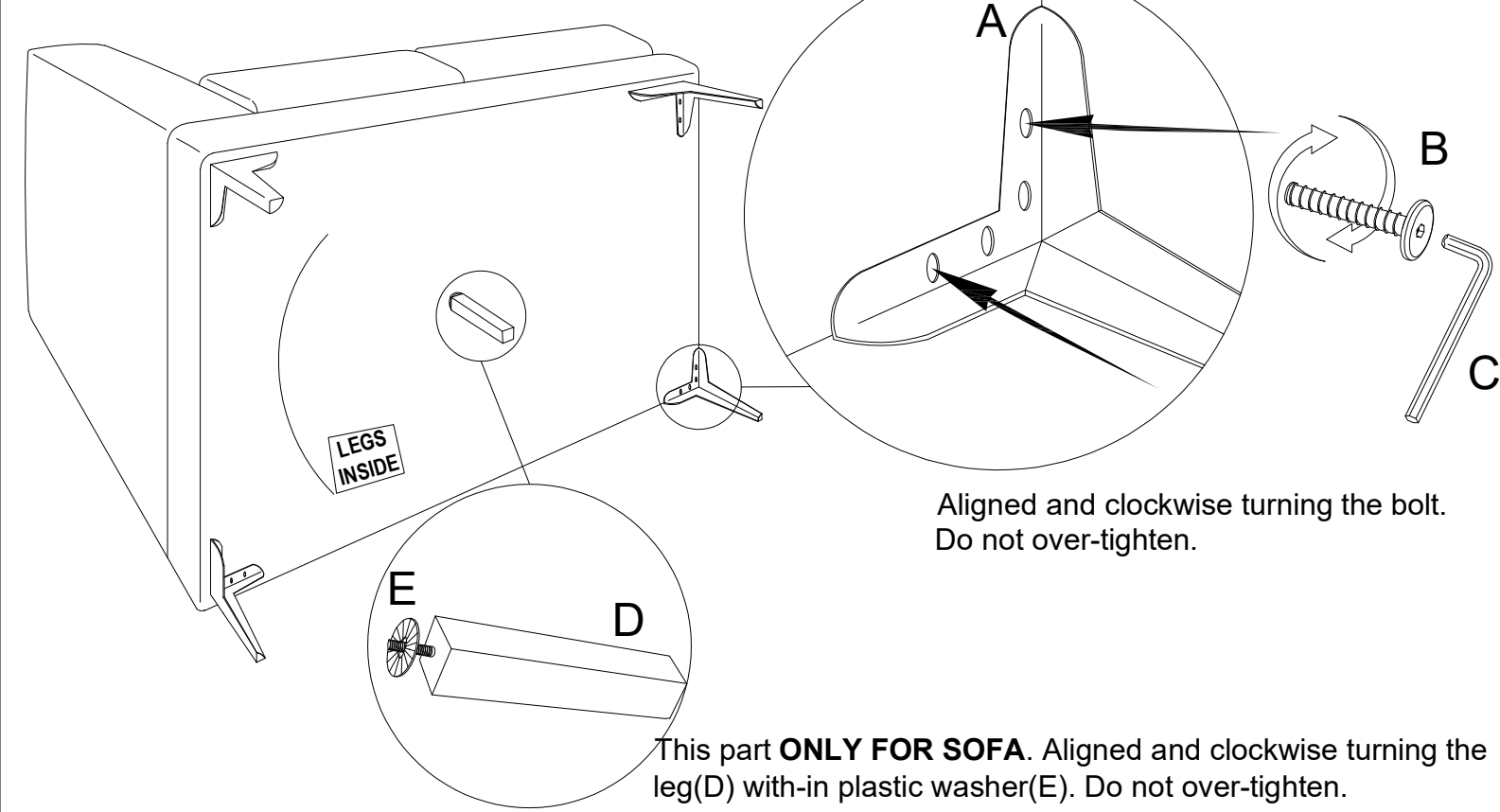
Assembly Part Desc.			Chair	Loveseat	Sofa
A		Metal Leg	4pcs	4pcs	4pcs
B		Bolt	8pcs	8pcs	8pcs
C		Hex Wrench	1pc	1pc	1pc
D		Wooden Center Leg	N/A		1pc
E		Plastic Washer	N/A		1pc




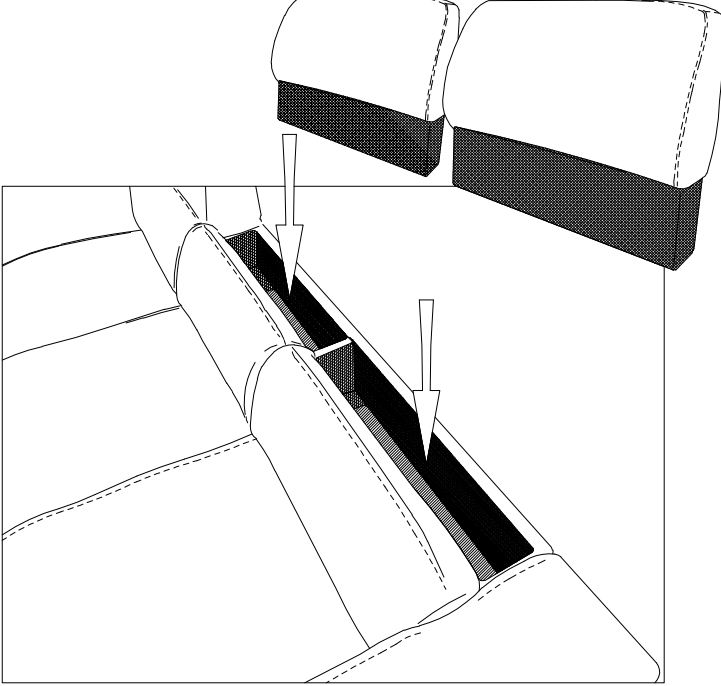
-Do not use power tools.
-Do not over-tight.
-Keep the packing materials and small parts out of reach of children.



Assembly



Insert the header back cushion to the slot properly.



THE JOB IS NOW COMPLETE!
Please dispose the packaging bag properly

FOR LEATHER AND P.U (Code"X")

Clean by lightly brushing and vacuuming only to remove dust and particles buildup. Water-based foam cleaner or solvent based cleaning agents of any kind may cause excessive shrinking, staining or distortion of the surface pile and, therefore, should not be used.

FOR FABRIC (Code"WW")

-Use water-based agents only.
-Do not use solvents.
-Gently remove stains by blotting or hang washing.
-Do not use excessive brushing or rubbing.