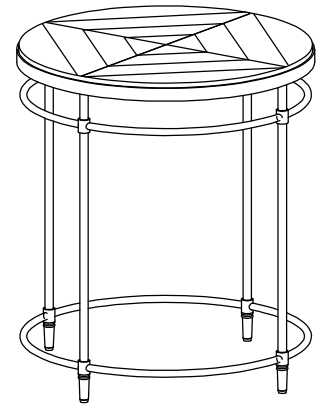


Item: 5601-80113-BLK

Decs: *ST. ARMAND ROUND END TABLE*

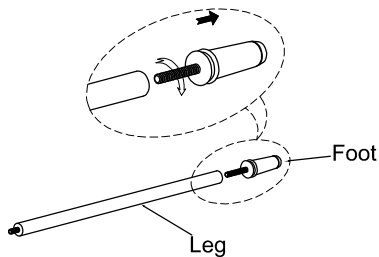
Thank you for purchasing this quality product. Be sure to unpack carefully looking for small parts which may have come loose during shipment.

Read all instruction and study the drawing carefully before starting the assembly process:



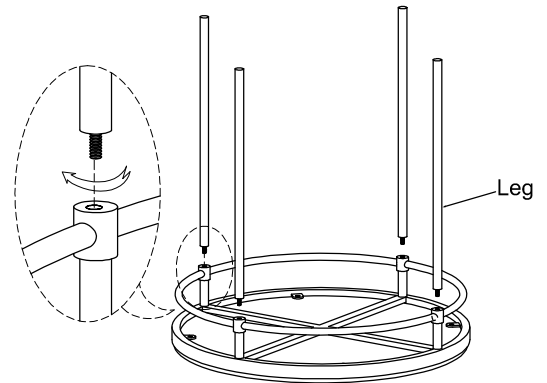
Step 1

Foot and Leg were screwed together for shipping purposes. Firstly unscrew the Foot and Leg.



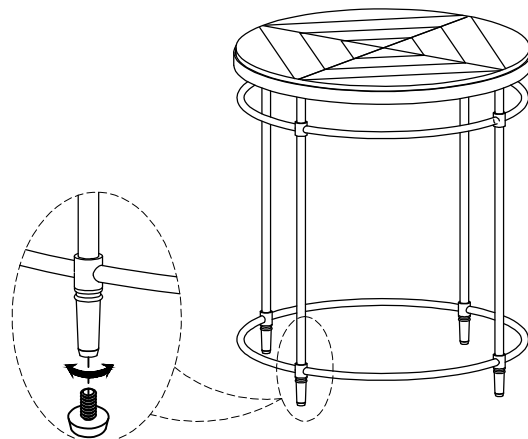
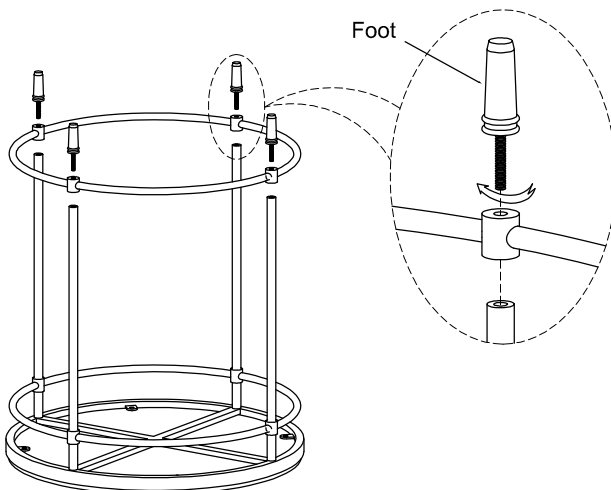
Step 2

Attach the Legs to the Top frame.



Step 3

Attach the Bottom Stretcher and the Foot to the assembled base.



Adjust leveler if needed to level case on uneven floor