

## COOKTOP CONVERSION KIT / NÉCESSAIRE DE CONVERSION POUR PLAQUE DE CUISSON

IMPORTANT: ONLY A QUALIFIED SERVICE TECHNICIAN OR INSTALLER SHOULD MAKE THIS CONVERSION / SEUL UN TECHNICIEN OU UN INSTALLATEUR QUALIFIÉ PEUT EFFECTUER LA CONVERSION.

### NATURAL GAS / GAZ NATUREL

**STAINLESS STEEL / ACIER INOXYDABLE** MAIN ORIFICES/ ORIFICES PRINCIPAUX:

#77 -LEFT FRONT / DEVANT À GAUCHE – 3.400 BTU/h

#102 -LEFT REAR / ARRIÈRE À GAUCHE – 6.000 BTU/h

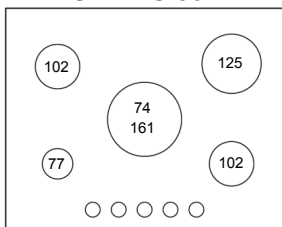
#74 -CENTER INT. / CENTRE INT. -17.000 BTU/h

#161 -CENTER EXT. / CENTRE EXT.

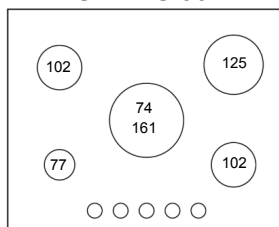
#102 -RIGHT FRONT / DEVANT À DROITE – 6.000 BTU/h

#125 -RIGHT REAR / ARRIÈRE À DROITE – 9.010 BTU/h

#### SERIES 30"



#### SERIES 36"



**TEMPERED GLASS / VERRE TREMPÉ** MAIN ORIFICES/ ORIFICES PRINCIPAUX:

#77 -LEFT FRONT / DEVANT À GAUCHE – 3.400 BTU/h

#102 -LEFT REAR / ARRIÈRE À GAUCHE – 6.000 BTU/h

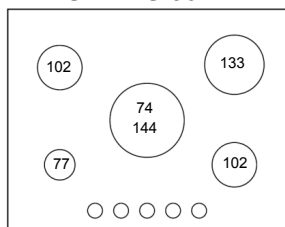
#74 -CENTER INT. / CENTRE INT. -14.300 BTU/h

#144 -CENTER EXT. / CENTRE EXT.

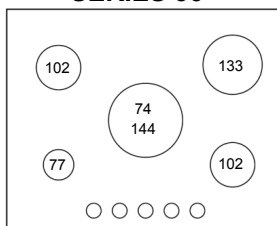
#102 -RIGHT FRONT / DEVANT À DROITE – 6.000 BTU/h

#133 -RIGHT REAR / ARRIÈRE À DROITE – 10.300 BTU/h

#### SERIES 30"



#### SERIES 36"



## PROPANE GAS / GAZ PROPANE

**STAINLESS STEEL / ACIER INOXYDABLE MAIN ORIFICES/ ORIFICES PRINCIPAUX:**

#54 -LEFT FRONT / DEVANT À GAUCHE – 3.400 BTU/h

#71 -LEFT REAR / ARRIÈRE À GAUCHE – 6.000 BTU/h

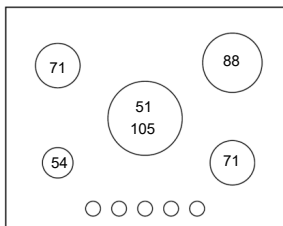
#51 -CENTER INT. / CENTRE INT. -15.700 BTU/h

#105 -CENTER EXT. / CENTRE EXT

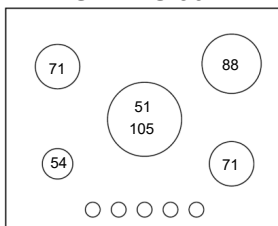
#71 -RIGHT FRONT / DEVANT À DROITE – 6.000 BTU/h

#88 -RIGHT REAR / ARRIÈRE À DROITE – 9.010 BTU/h

### SERIES 30"



### SERIES 36"



**TEMPERED GLASS / VERRE TREMPÉ MAIN ORIFICES/ ORIFICES PRINCIPAUX:**

#54 -LEFT FRONT / DEVANT À GAUCHE – 3.400 BTU/h

#71 -LEFT REAR / ARRIÈRE À GAUCHE – 6.000 BTU/h

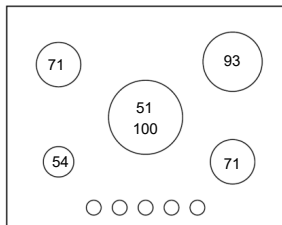
#51 -CENTER INT. / CENTRE INT. -14.300 BTU/h

#100 -CENTER EXT. / CENTRE EXT

#71 -RIGHT FRONT / DEVANT À DROITE – 6.000 BTU/h

#93 -RIGHT REAR / ARRIÈRE À DROITE – 10.300 BTU/h

### SERIES 30"



### SERIES 36"

