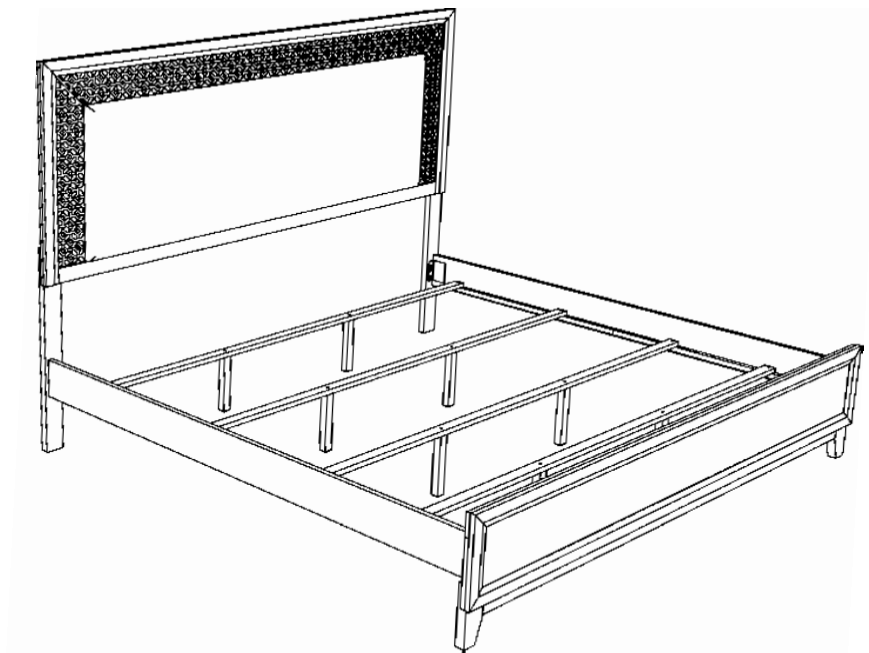




ASSEMBLY INSTRUCTIONS COASTER FINE FURNITURE



Fine Furniture for every stage of life

223041KE (B1&B2) **Eastern King Bed**

ITEM: 223041KE (B1&B2)



ASSEMBLY INSTRUCTIONS


ASSEMBLY TIPS:

1. Remove hardware from box and sort by size.
2. Please check to see that all hardware and parts are present prior to start of assembly.
3. Please follow attached instructions in the same sequence as numbered to assure fast & easy assembly.



WARNING!

1. Don't attempt to repair or modify parts that are broken or defective. Please contact the store immediately.
2. This product is for home use only and not intended for commercial establishments.



ASSEMBLY TIME

20 MINUTES

PARTS IDENTIFICATION

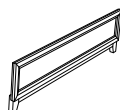
B1 (BOX 1)

A HEADBOARD PANEL



1PC

B FOOTBOARD



1PC

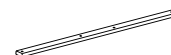
C RIGHT HEADBOARD LEG

1PC

D LEFT HEADBOARD LEG

1PC

E BED SLAT



4PCS

F BED SLAT SUPPORT WITH LEVELER



8PCS

B2 (BOX 2)

G BED RAIL



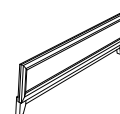
2PCS

HB 223041KE(B1) FROM BOX 1 HEADBOARD COMPLETE



1PC

B 223041KE(B1) FROM BOX 1 FOOTBOARD

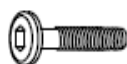


1PC

HARDWARE IDENTIFICATION

Z-B1 (BOX 1) - HARDWARE PACK IS LOCATED IN 223041KE (B1)

1 BOLT
(M6 x 30mm - BLK)



6PCS

2 LOCK WASHER
(1/4" - BLK)



6PCS

3 FLAT WASHER
(1/4" x 13mm - BLK)



6PCS

4 SMALL ALLEN WRENCH
(M4 x 60mm - BLK)



1PC

5 BIG ALLEN WRENCH
(M5 x 65mm - BLK)



1PC

6 FLAT HEAD SCREW
(M4 x 32mm - RBW)



8PCS

NOTE:

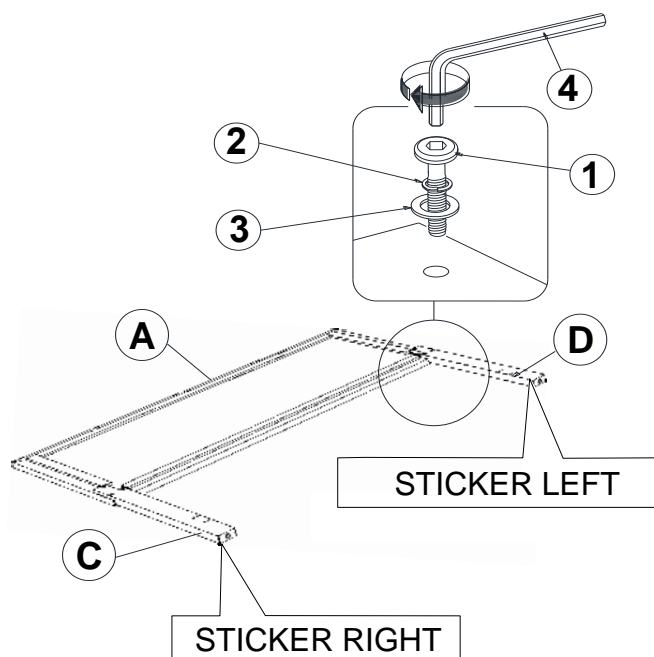
Phillips head screw driver is required in the assembly process; however, manufacturer does not provide this item.

ITEM: 223041KE (B1&B2)



ASSEMBLY INSTRUCTIONS

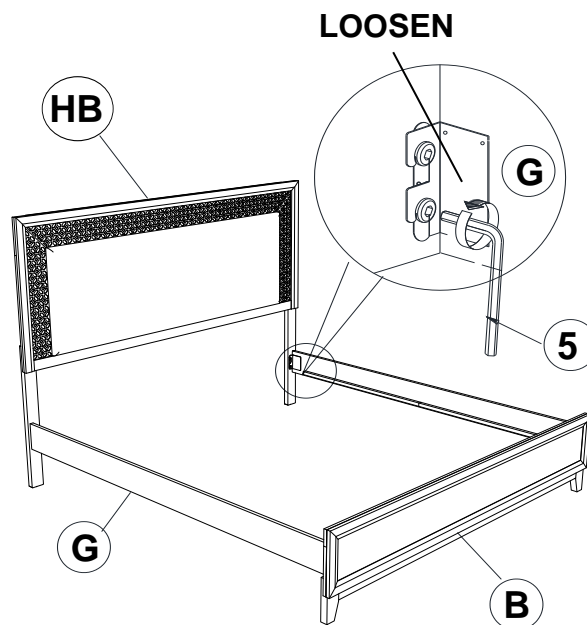
STEP 1



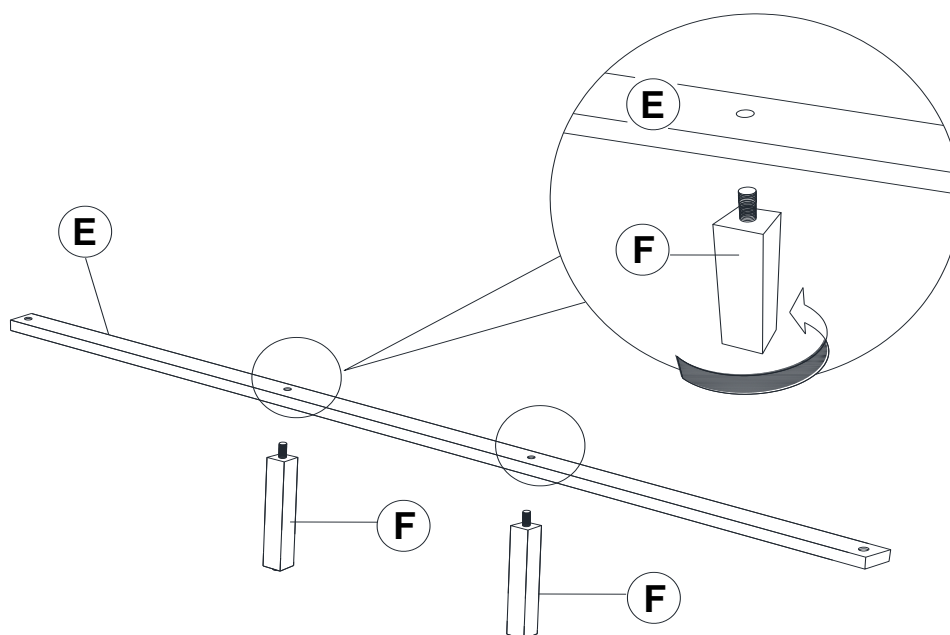
****BACK VIEW****

Note: Please take note of the marking sticker (L & R) on the headboard legs.

STEP 2



STEP 3

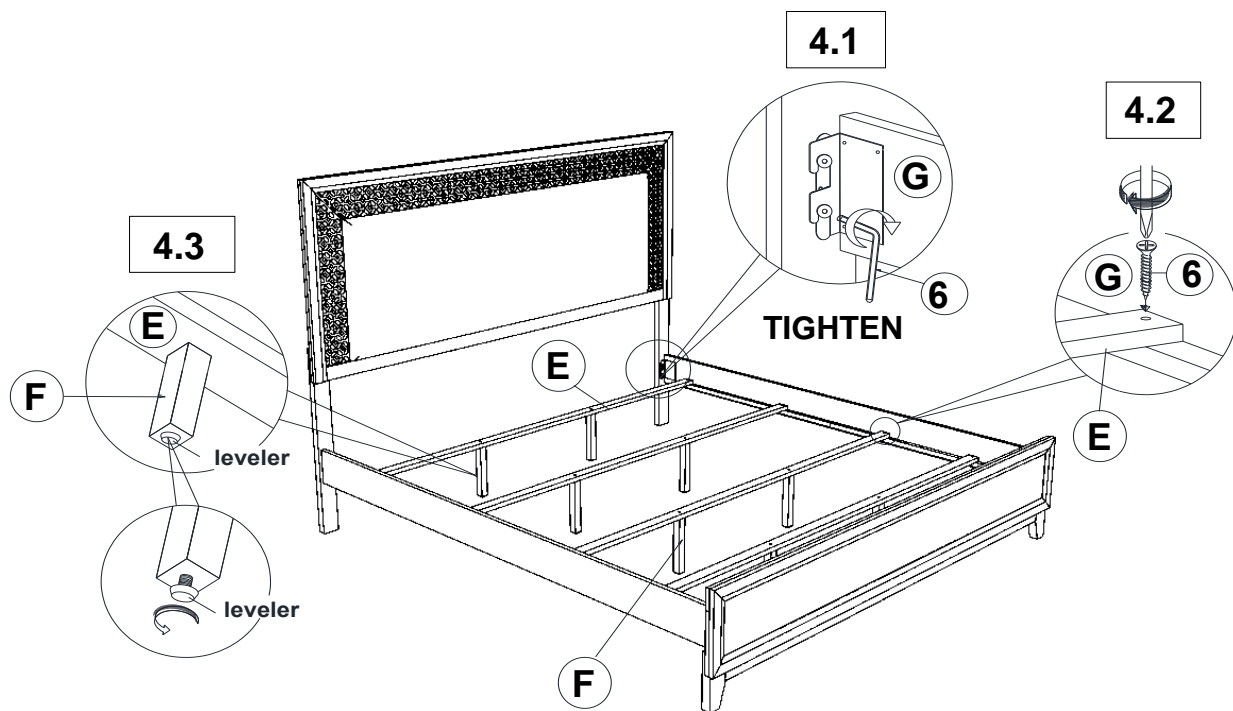


ITEM: **223041KE (B1&B2)**

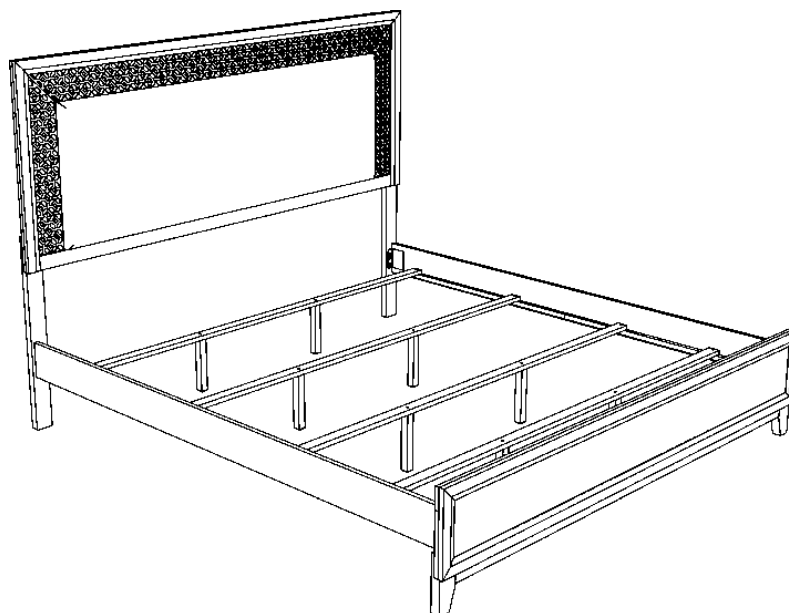


ASSEMBLY INSTRUCTIONS

STEP 4



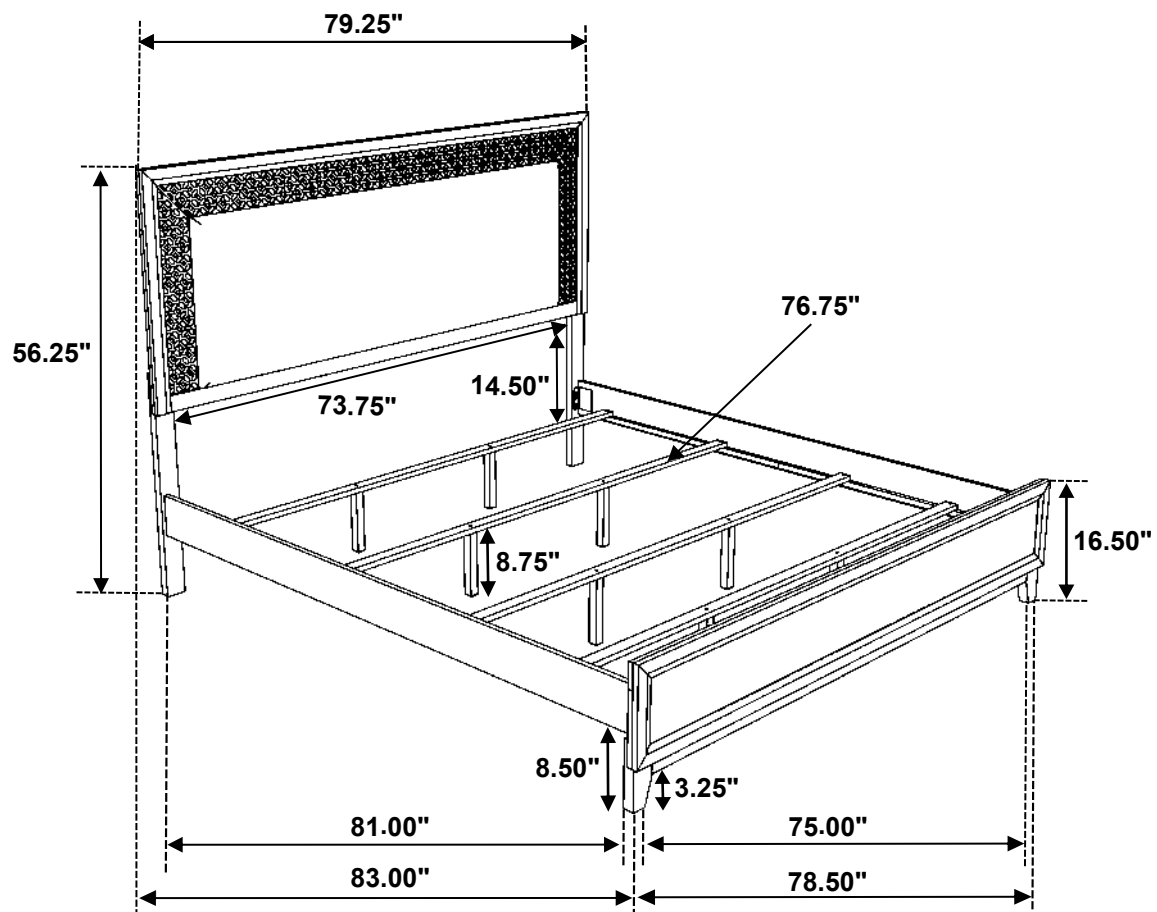
STEP 5 COMPLETE



ITEM: **223041KE**



Inner Size: 76.75"W x 81.00"D



Note : Dimension tolerance $\pm 5\%$