

FEATURED MODEL

441646 SONOMA Pull Down 2.2 gpm CHROME

ADDITIONAL MODELS

441649 SONOMA Pull Down 1.8 gpm STAINLESS STEEL

441647 SONOMA Pull Down 2.2 gpm STAINLESS STEEL

441648 SONOMA Pull Down 1.8 gpm CHROME

441761 SONOMA Pull Down 1.5 gpm CHROME

441762 SONOMA Pull Down 1.5 gpm STAINLESS STEEL

FEATURES

- Elegant design works in many design environments
- Powerful button activated dual spray
- 180 degree spout swivel
- Powerful button activated dual spray
- The streamlined design is also easier to keep clean
- 20% water saving model available
- Dual spray feature on hand spray.
- Easy to clean rubber nubbins on spray head make it easy to clean calcium and lime deposits with your finger.
- Solid brass construction
- Ceramic disc cartridge
- 2.2 GPM Rate
- Installation in a 1-3/8" hole
- Limited Lifetime Warranty
- ADA compliant

OPTIONAL ACCESSORIES

Sonoma Soap Dispenser 441757 (Chrome)

CODE/STANDARDS COMPLIANCE

ASME A112.18.1-2005

IAPMO Listed

Meets AB1953 low lead requirements

Meets ADA requirements

WARRANTY

Blanco America's faucets feature a LIMITED LIFETIME WARRANTY to be free of all manufacturing defects under normal use. See our complete warranty for details. While Blanco America endeavors to provide accurate information, all dimensions are nominal, cannot be guaranteed, and are subject to change or cancellation. Blanco America assumes no responsibility for use of superseded or voided specifications.

JOB INFORMATION

Job Name: _____

Contact: _____

Date Specified: _____

Specifier: _____

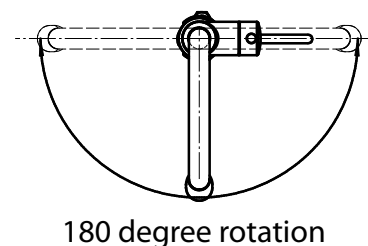
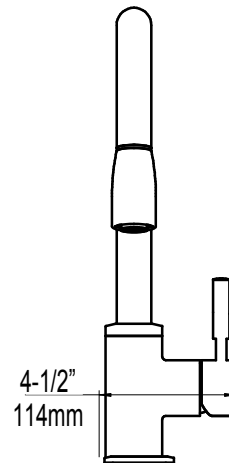
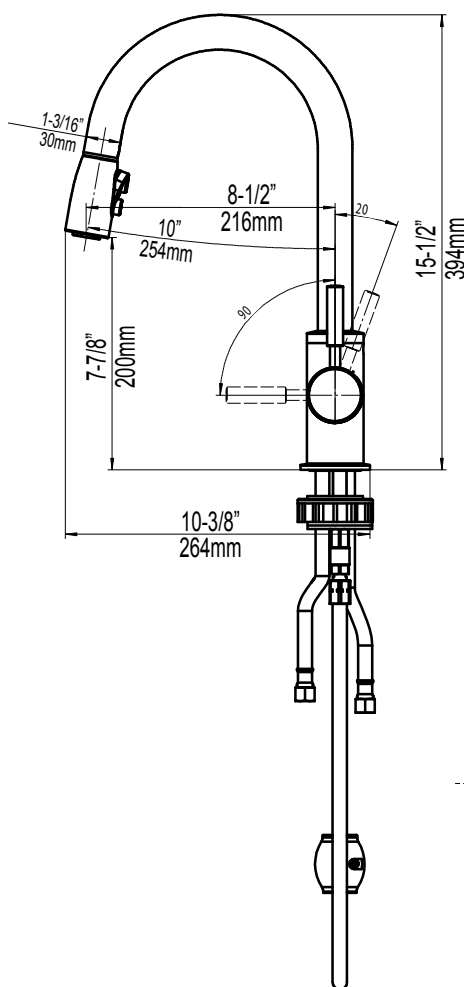
Contractor: _____

NOMINAL DIMENSIONS

REACH: 8-1/2"

SPOUT
HEIGHT: 7-7/8"

FAUCET
HEIGHT: 15-1/2"



BLANCO
800.451.5782
www.blancoamerica.com